

APPENDIX

TO THE

REPORT ON

THE 2014 YOUTH RISK BEHAVIOR SURVEY

FOR STUDENTS IN GRADES 6, 8, 9, 10, 11, AND 12

FOR THE

HARVARD PUBLIC SCHOOLS

APPENDIX A

THE 2014 EMERSON YRBS

HARVARD PUBLIC SCHOOLS

SELECTED COMPARISONS

WITH RESULTS FROM

THE 2014 EIGHT DISTRICT AGGREGATE

AND

THE 2013 MASSACHUSETTS YRBS

(HIGH SCHOOL ONLY)

Harvard 2014 YRBS

Safety

Rarely, never wear seatbelt (as a passenger)

Grades 9-12 Combined

2014

Females 2%

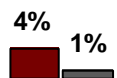
Males 6%

2014 Survey Data

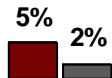
■ Harvard

■ Aggregate

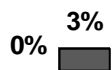
■ 2013 MA YRBS



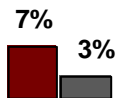
Grade 6



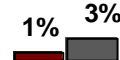
Grade 8



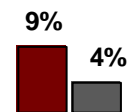
Grade 9



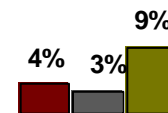
Grade 10



Grade 11



Grade 12



Grades 9-12

Comparisons Over Time



Grade 6



Grade 8



Grades 9 - 12

Harvard 2014 YRBS

Safety

*Rode with impaired driver (minor)
(Used alcohol/other drugs) (past month)*

Grades 9-12 Combined

2014

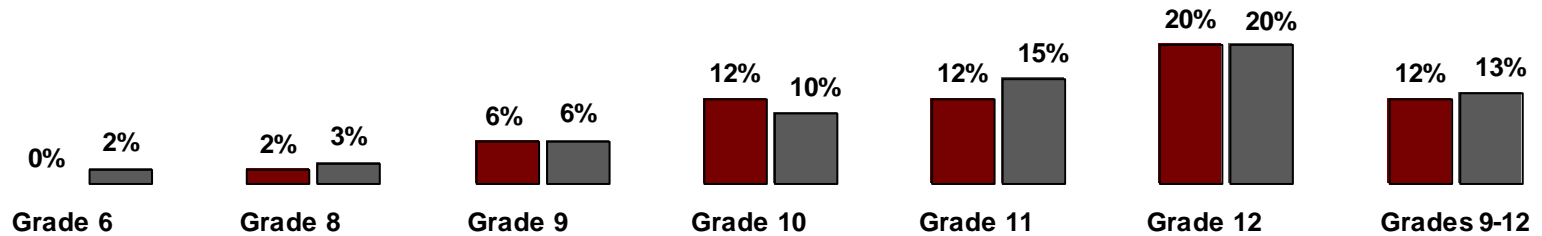
Females 9%

Males 16%

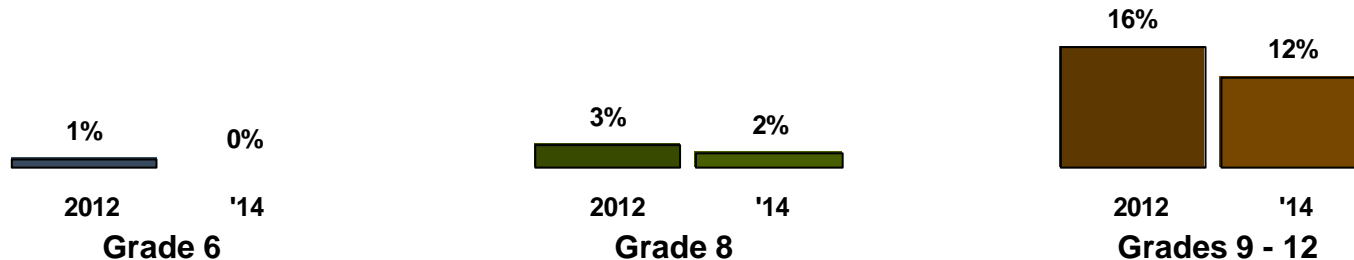
2014 Survey Data

■ Harvard

■ Aggregate



Comparisons Over Time



Harvard 2014 YRBS

Safety

Experienced cyber-bullying (been repeatedly threatened, humiliated or experienced hostile behaviors) (past 12 months)

Grades 9-12 Combined

2014

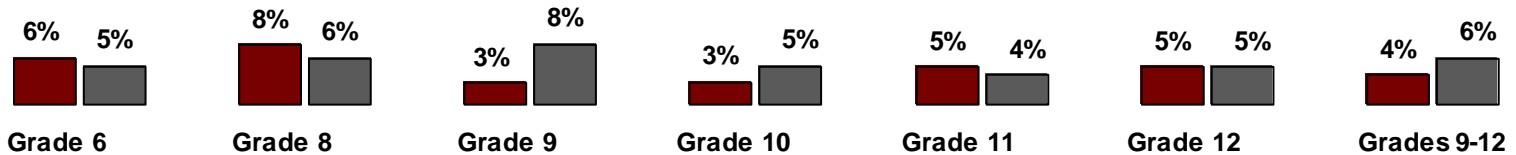
Females 4%

Males 5%

2014 Survey Data

■ Harvard

■ Aggregate



Harvard 2014 YRBS

Violence Related Behaviors

Carried weapon on school property (past month)

Grades 9-12 Combined

2014

Females 1%

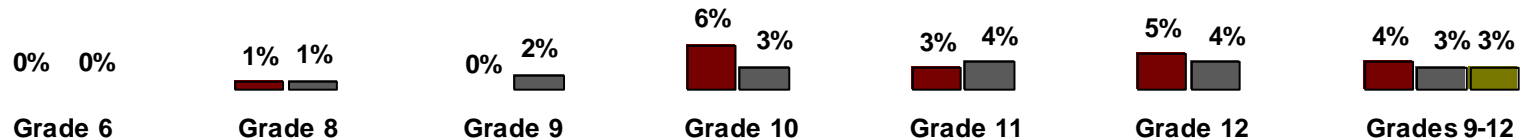
Males 7%

2014 Survey Data

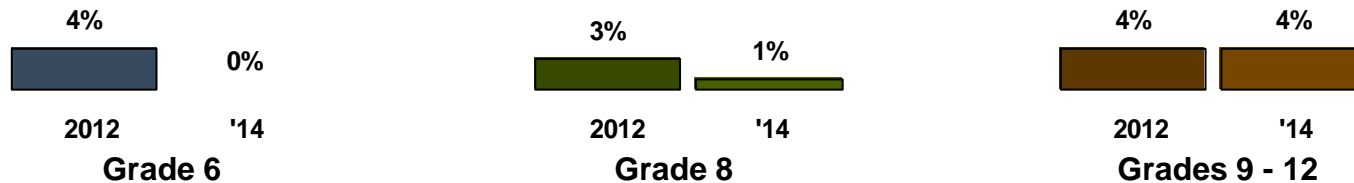
■ Harvard

■ Aggregate

■ 2013 MA YRBS



Comparisons Over Time



Harvard 2014 YRBS

Violence Related Behaviors

Been bullied in school (been repeatedly threatened, humiliated or experienced hostile behaviors) (past 12 months)

Grades 9-12 Combined

2014

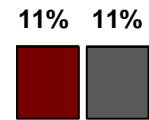
Females 7%

Males 7%

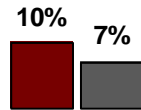
2014 Survey Data

■ Harvard

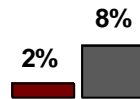
■ Aggregate



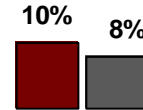
Grade 6



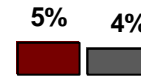
Grade 8



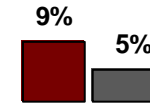
Grade 9



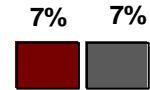
Grade 10



Grade 11



Grade 12



Grades 9-12

Harvard 2014 YRBS

Violence Related Behaviors

Ever experienced dating violence

Grades 9-12 Combined

2014

Females 7%

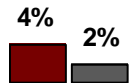
Males 4%

2014 Survey Data

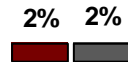
■ Harvard

■ Aggregate

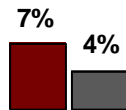
■ 2013 MA YRBS



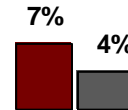
Grade 8



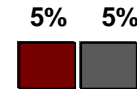
Grade 9



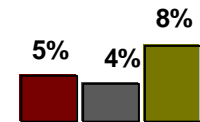
Grade 10



Grade 11



Grade 12



Grades 9-12

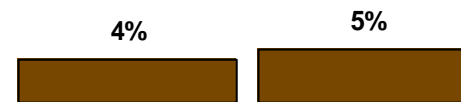
Comparisons Over Time



2012

'14

Grade 8



2012

'14

Grades 9 - 12

Harvard 2014 YRBS

Violence Related Behaviors

Injured self on purpose (cuts, burns, bruises) (past 12 months)

Grades 9-12 Combined

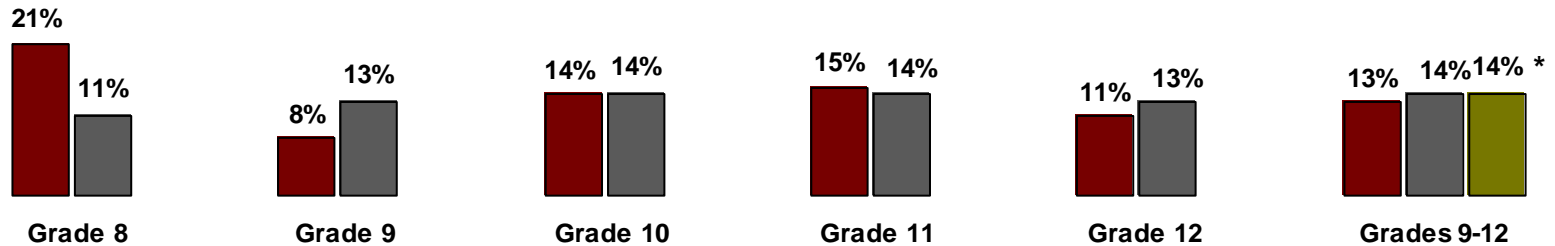
2014

Females 15%

Males 9%

2014 Survey Data

■ Harvard ■ Aggregate ■ 2013 MA YRBS



* MA YRBS includes the phrase "without wanting to die"

Comparisons Over Time



Harvard 2014 YRBS

Stress

Experienced somewhat or very high stress as a result of academic workload (past 12 months)

Grades 9-12 Combined

2014

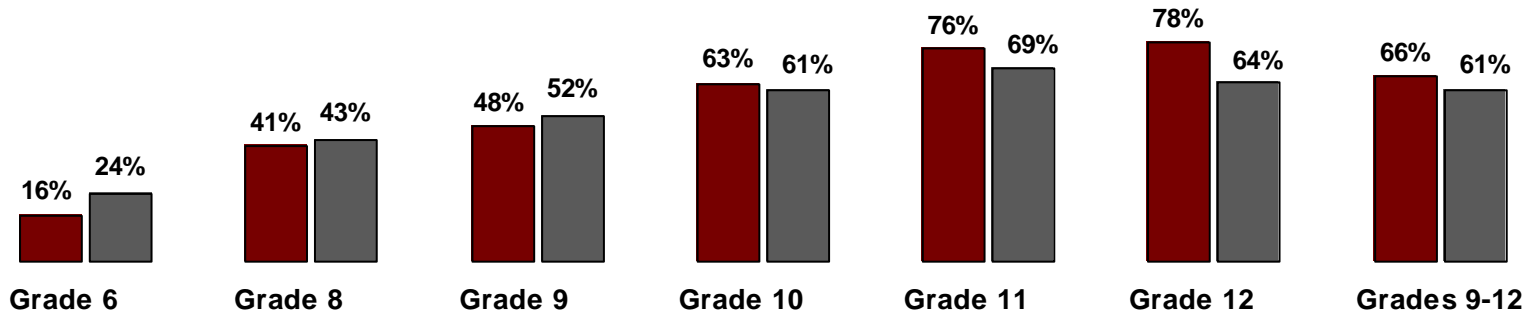
Females 76%

Males 54%

2014 Survey Data

■ Harvard

■ Aggregate



Harvard 2014 YRBS

Suicide

Seriously considered suicide (past 12 months)

Grades 9-12 Combined

2014

Females 14%

Males 15%

2014 Survey Data

■ Harvard

■ Aggregate

■ 2013 MA YRBS

3% 4%



Grade 6

8% 6%



Grade 8

9% 10%



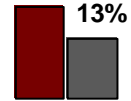
Grade 9

14% 13%



Grade 10

20%



Grade 11

13% 12%



Grade 12

14% 12% 12%



Grades 9-12

Comparisons Over Time

3%



2012

3%



'14

Grade 6

10%



2012

8%



'14

Grade 8

13%



2012

14%



'14

Grades 9 - 12

Harvard 2014 YRBS

Suicide

Attempted suicide (past 12 months)

Grades 9-12 Combined

2014

Females 4%

Males 7%

2014 Survey Data

■ Harvard

■ Aggregate

■ 2013 MA YRBS

1% 2%

Grade 6

0% 2%

Grade 8

1% 3%

Grade 9

6% 4%

Grade 10

11% 4%

Grade 11

2% 3%

Grade 12

5% 4% 6%

Grades 9-12

Comparisons Over Time

2% 1%

2012 '14

Grade 6

5% 0%

2012 '14

Grade 8

4% 5%

2012 '14

Grades 9 - 12

Harvard 2014 YRBS

Tobacco Use

Ever tried cigarette smoking

Grades 9-12 Combined

2014

Females 16%

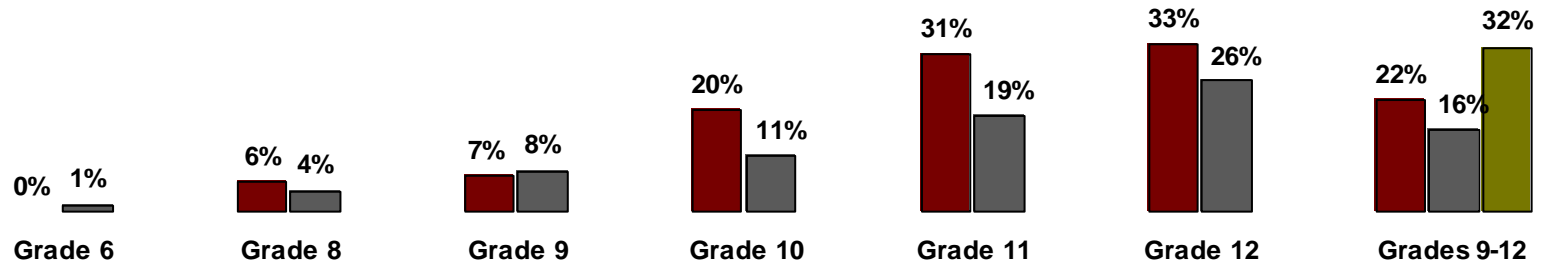
Males 29%

2014 Survey Data

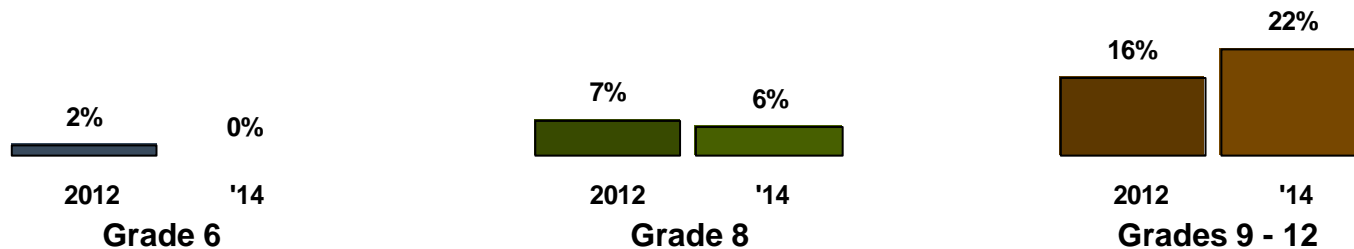
■ Harvard

■ Aggregate

■ 2013 MA YRBS



Comparisons Over Time



Harvard 2014 YRBS

Tobacco Use

Recent cigarette use (past month)

Grades 9-12 Combined

2014

Females 5%

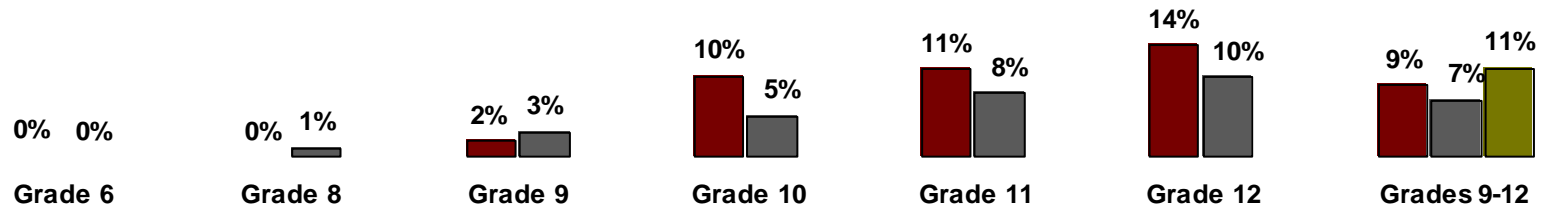
Males 14%

2014 Survey Data

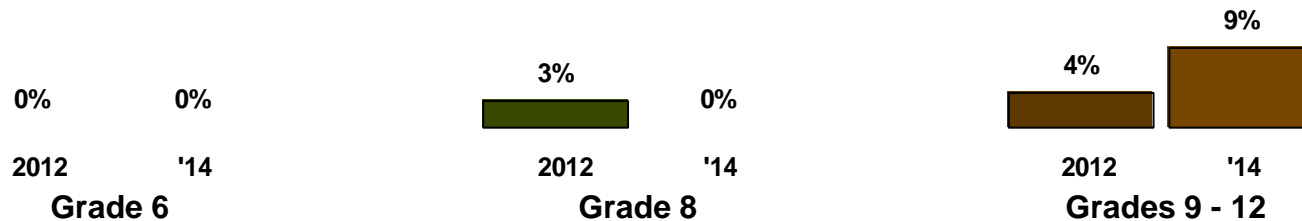
■ Harvard

■ Aggregate

■ 2013 MA YRBS



Comparisons Over Time



Harvard 2014 YRBS

Tobacco Use

Smoked cigars, cigarillos (past month)

Grades 9-12 Combined

2014

Females 7%

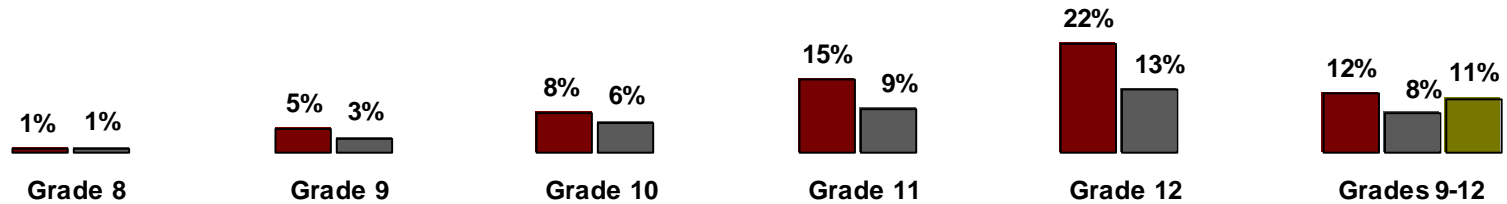
Males 18%

2014 Survey Data

■ Harvard

■ Aggregate

■ 2013 MA YRBS



Comparisons Over Time



Harvard 2014 YRBS

Alcohol Use

Ever had a drink of alcohol, other than for religious reasons

Grades 9-12 Combined

2014

Females 53%

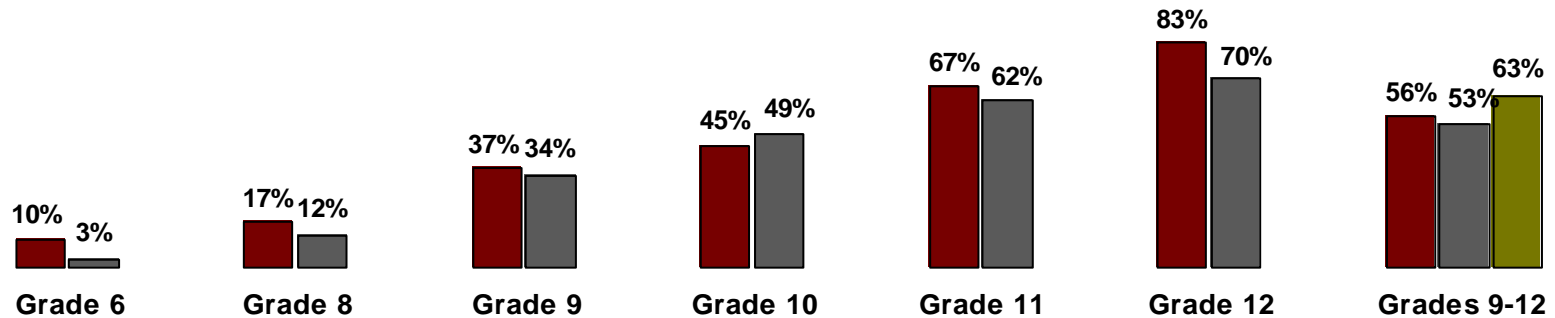
Males 60%

2014 Survey Data

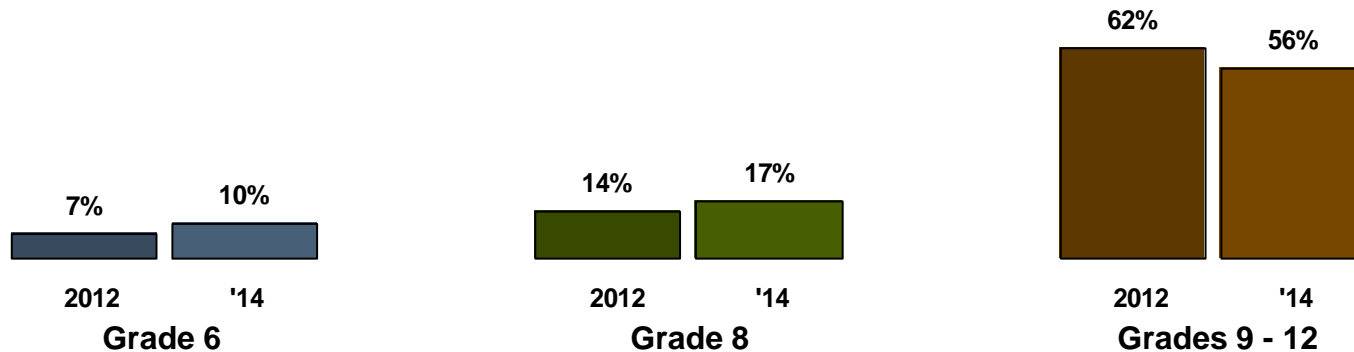
■ Harvard

■ Aggregate

■ 2013 MA YRBS



Comparisons Over Time



Harvard 2014 YRBS

Alcohol Use

Recent alcohol use (past month)

Grades 9-12 Combined

2014

Females 28%

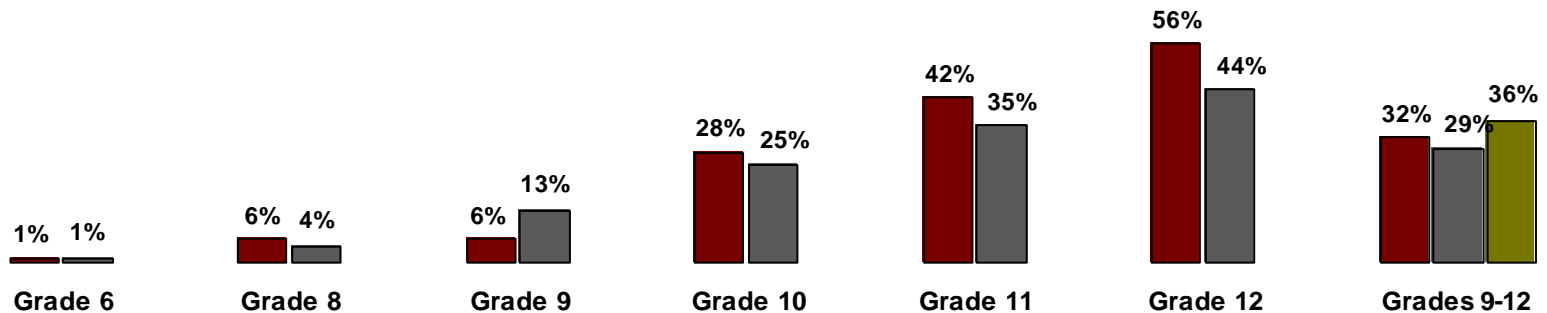
Males 36%

2014 Survey Data

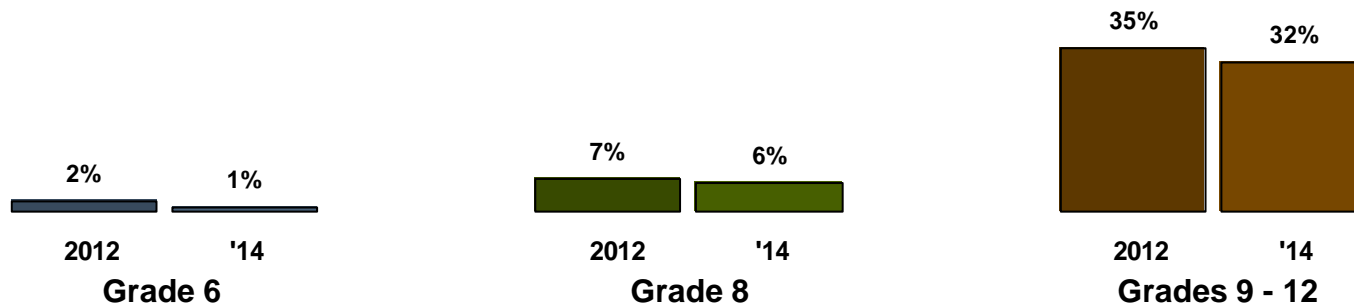
■ Harvard

■ Aggregate

■ 2013 MA YRBS



Comparisons Over Time



Harvard 2014 YRBS

Alcohol Use

Binge drinking (past month)

Grades 9-12 Combined

2014

Females 13%

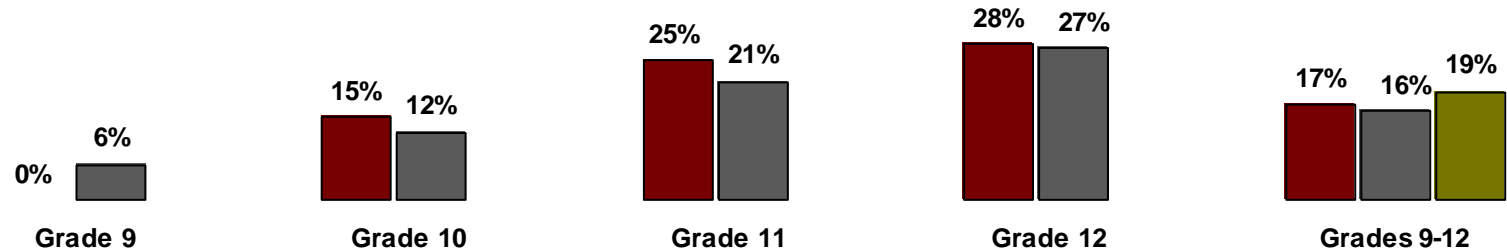
Males 21%

2014 Survey Data

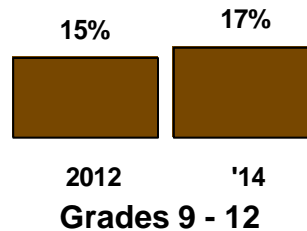
■ Harvard

■ Aggregate

■ 2013 MA YRBS



Comparisons Over Time



Harvard 2014 YRBS

Alcohol Use

Attended parties in homes where alcohol use by teens is allowed (past 12 months)

Grades 9-12 Combined

2014

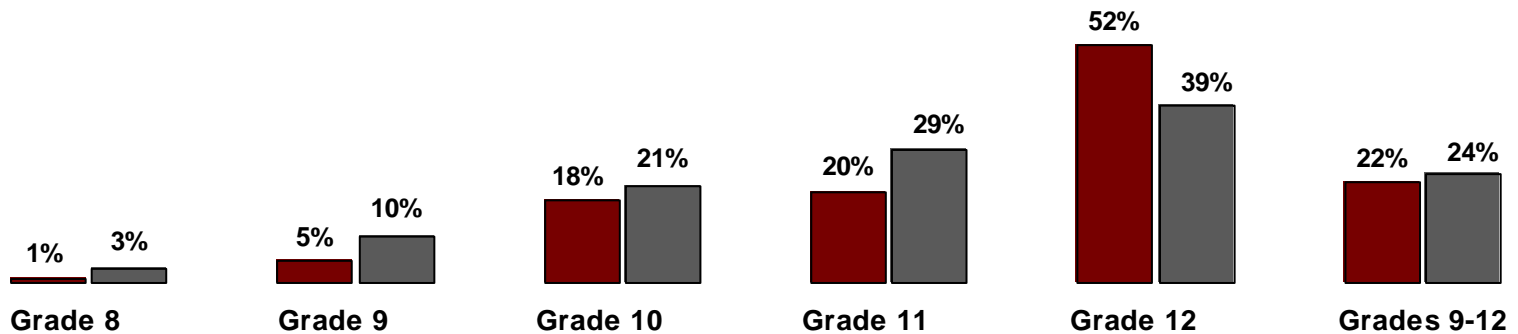
Females 20%

Males 24%

2014 Survey Data

■ Harvard

■ Aggregate



Comparisons Over Time



Harvard 2014 YRBS

Illegal Drug Use

Ever used marijuana

Grades 9-12 Combined

2014

Females 27%

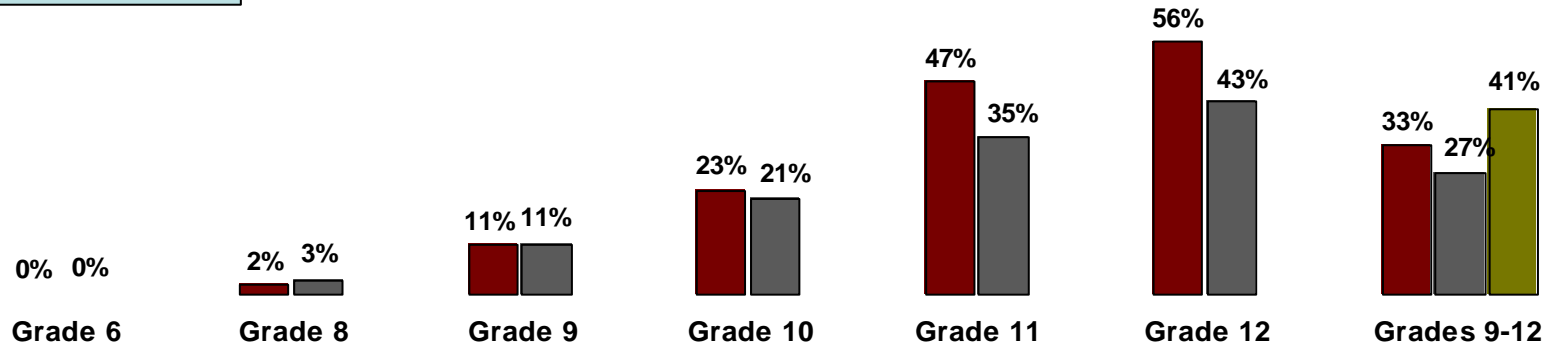
Males 40%

2014 Survey Data

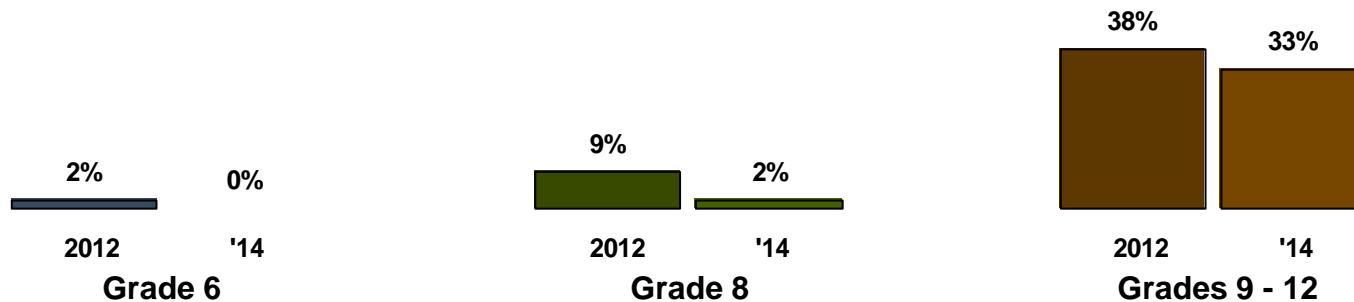
■ Harvard

■ Aggregate

■ 2013 MA YRBS



Comparisons Over Time



Harvard 2014 YRBS

Illegal Drug Use

Recent marijuana use (past month)

Grades 9-12 Combined

2014

Females 14%

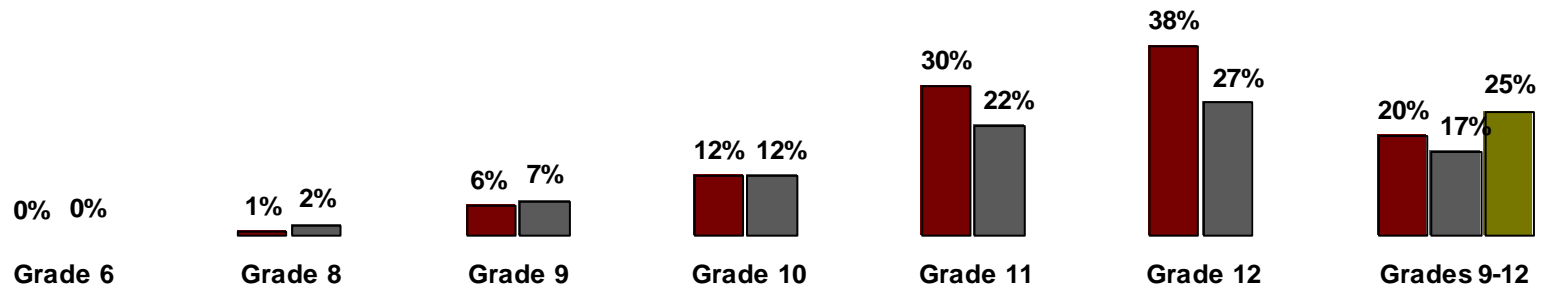
Males 27%

2014 Survey Data

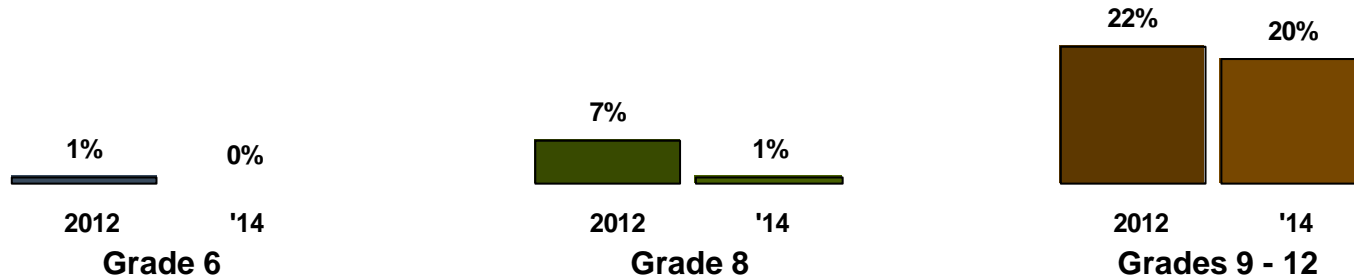
■ Harvard

■ Aggregate

■ 2013 MA YRBS



Comparisons Over Time



Harvard 2014 YRBS

Illegal Drug Use

Used inhalants to get high (past month)

Grades 9-12 Combined

2014

Females 1%

Males 5%

2014 Survey Data

■ Harvard

■ Aggregate

■ 2013 MA YRBS

4% 4%



Grade 6

2% 3%



Grade 8

1% 2%



Grade 9

3% 2%



Grade 10

2% 2%



Grade 11

2% 2%



Grade 12

3% 2% 3%



Grades 9-12

Comparisons Over Time

5%



2012

4%



'14

Grade 6

2%



2012

2%



'14

Grade 8

3%



2012

3%



'14

Grades 9 - 12

Harvard 2014 YRBS

Illegal Drug Use

Ever used any form of cocaine

Grades 9-12 Combined

2014

Females 1%

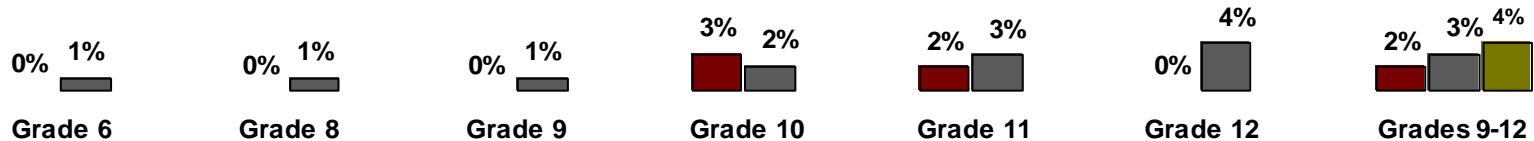
Males 3%

2014 Survey Data


■ Harvard

■ Aggregate

■ 2013 MA YRBS



Comparisons Over Time



Harvard 2014 YRBS

Illegal Drug Use

Ever used any prescription medication not prescribed specifically for you

Grades 9-12 Combined

2014

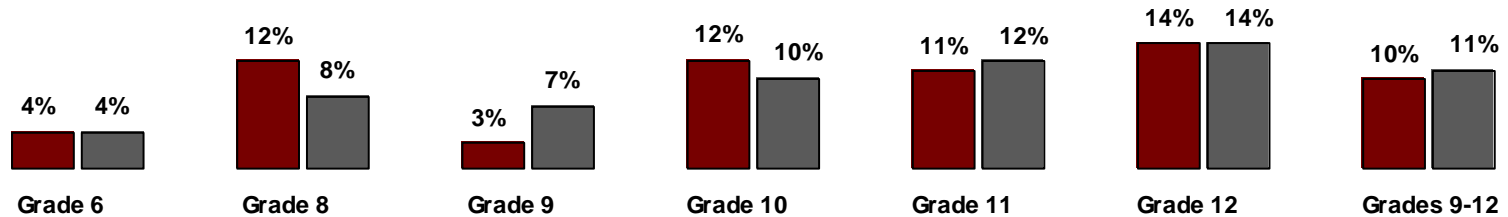
Females 8%

Males 12%

2014 Survey Data

■ Harvard

■ Aggregate



Harvard 2014 YRBS

Illegal Drug Use

*Offered/sold/given illegal drugs on school property
(past 12 months)*

Grades 9-12 Combined

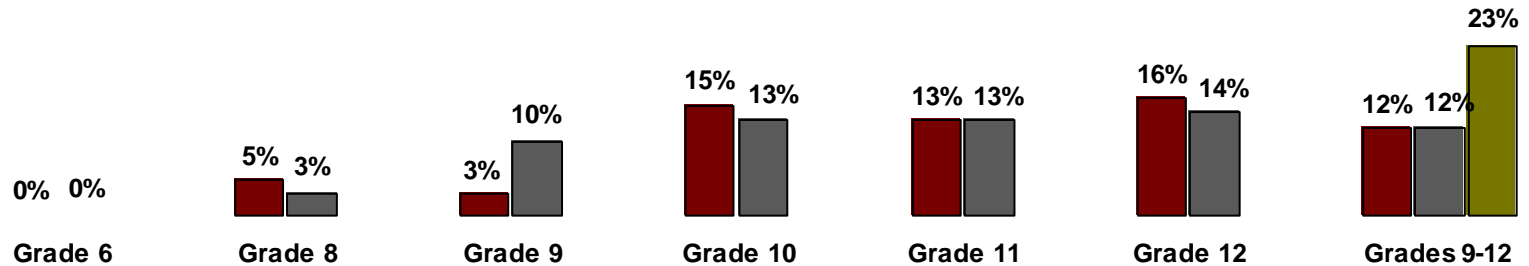
2014

Females 7%

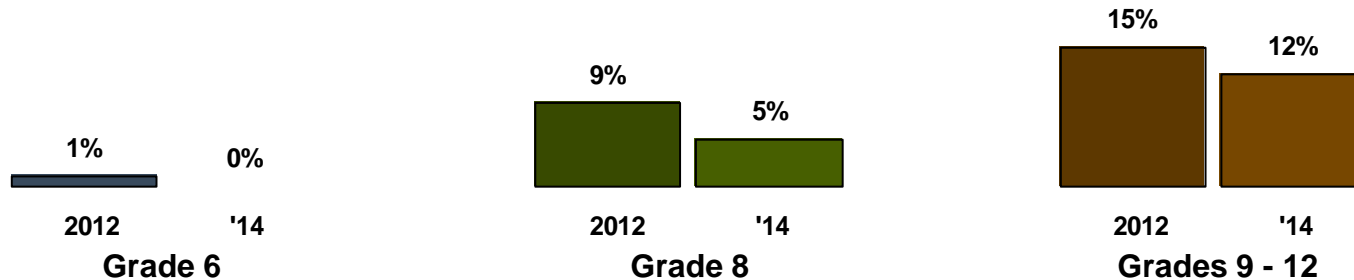
Males 17%

2014 Survey Data

■ Harvard ■ Aggregate ■ 2013 MA YRBS



Comparisons Over Time



Harvard 2014 YRBS

Gambling

Gambled by betting on lottery, Keno, sporting events, casino games, cards, or racing (past 12 months)

Grades 9-12 Combined

2014

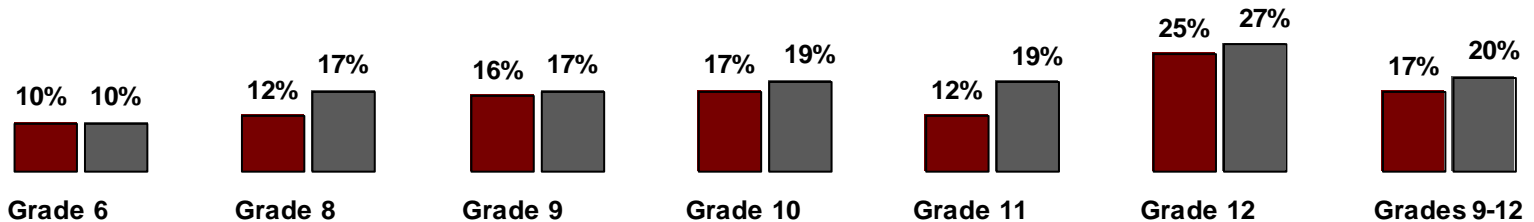
Females 10%

Males 25%

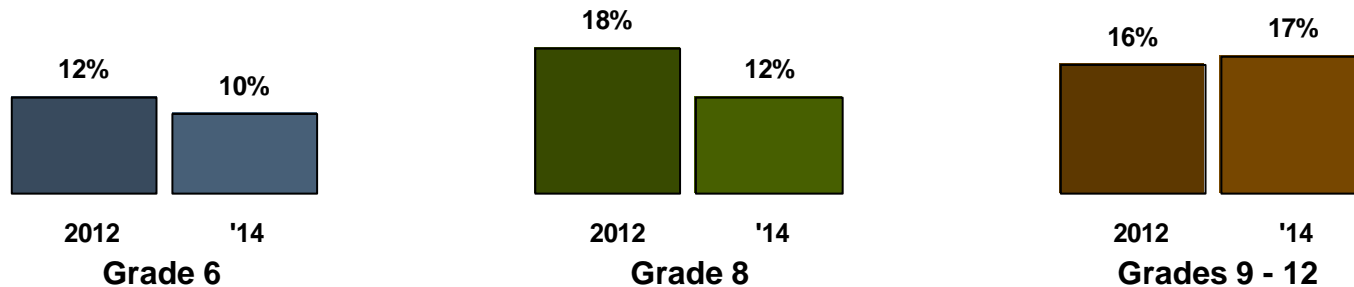
2014 Survey Data

■ Harvard

■ Aggregate



Comparisons Over Time



Harvard 2014 YRBS

HIV/AIDS Education

Ever talked about AIDS/HIV infection with parents/family

Grades 9-12 Combined

2014

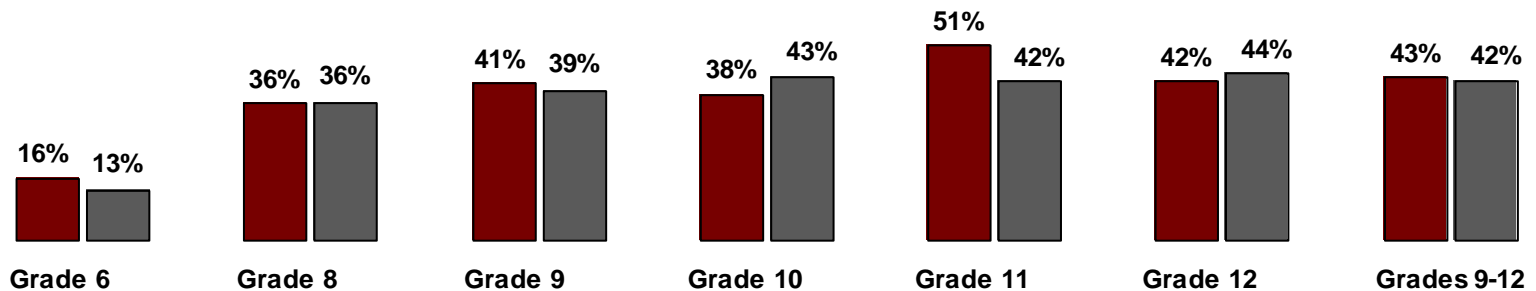
Females 47%

Males 39%

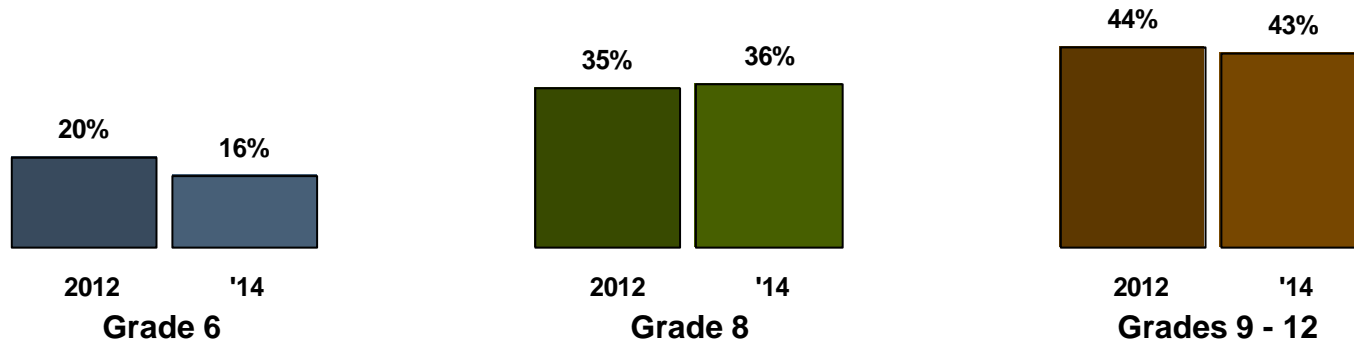
2014 Survey Data

■ Harvard

■ Aggregate



Comparisons Over Time



Harvard 2014 YRBS

Sexual Behavior

Ever had sexual intercourse

Grades 9-12 Combined

2014

Females 23%

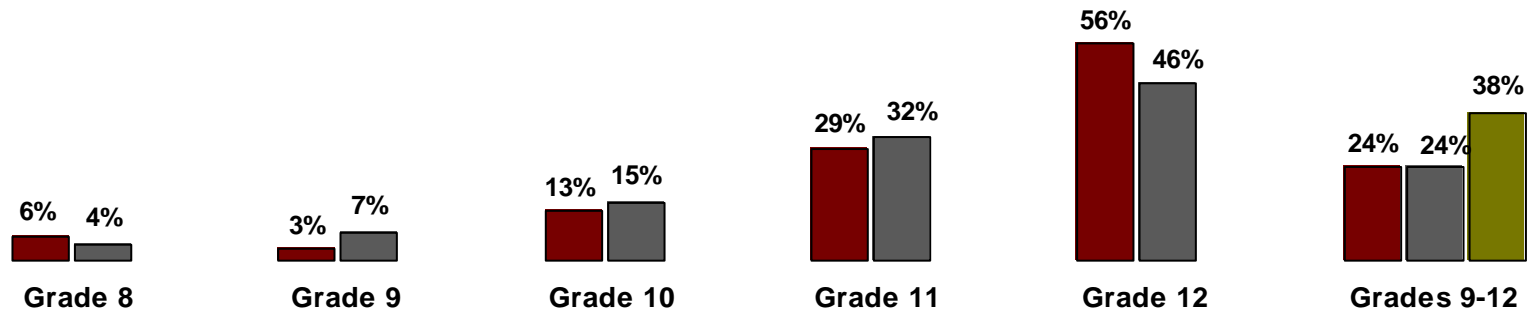
Males 24%

2014 Survey Data

■ Harvard

■ Aggregate

■ 2013 MA YRBS



Comparisons Over Time



Harvard 2014 YRBS

Sexual Behavior

Four or more sexual partners (lifetime)

Grades 9-12 Combined

2014

Females 2%

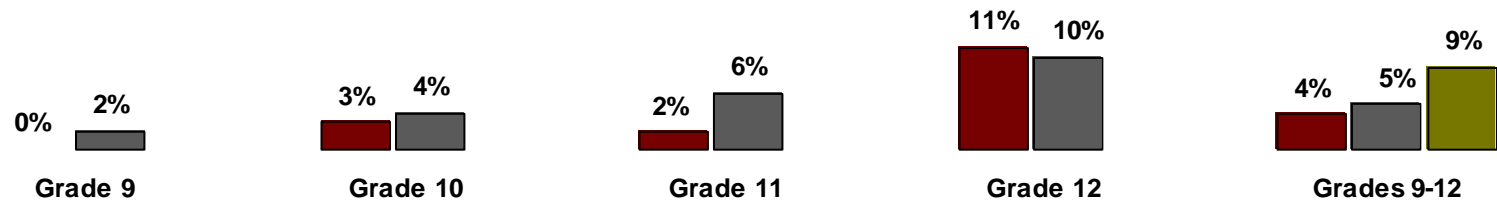
Males 7%

2014 Survey Data

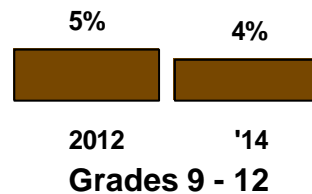
■ Harvard

■ Aggregate

■ 2013 MA YRBS



Comparisons Over Time



Harvard 2014 YRBS

Sexual Behavior

Recent sexual intercourse (past 3 months)

Grades 9-12 Combined

2014

Females 18%

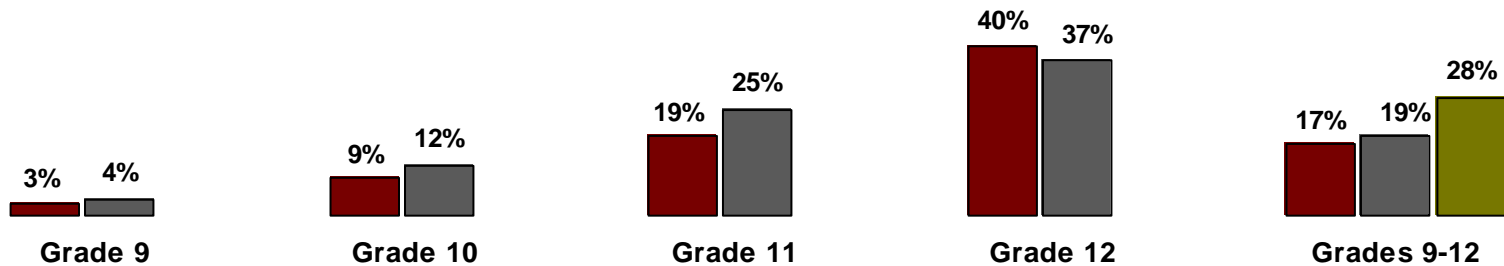
Males 15%

2014 Survey Data

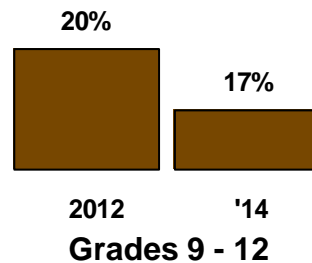
■ Harvard

■ Aggregate

■ 2013 MA YRBS



Comparisons Over Time



Harvard 2014 YRBS

Sexual Behavior

Ever had oral sex, either given or received

Grades 9-12 Combined

2014

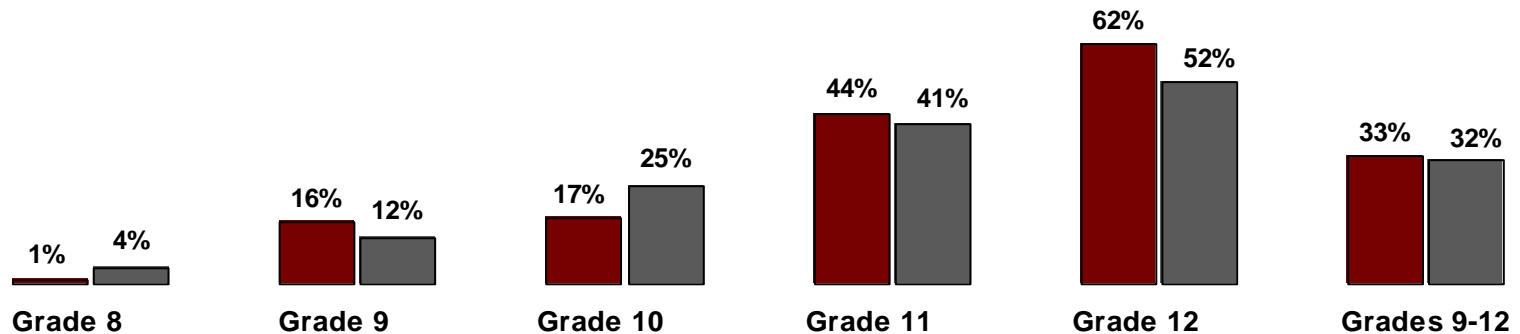
Females 30%

Males 38%

2014 Survey Data

■ Harvard

■ Aggregate



Comparisons Over Time



Harvard 2014 YRBS

Dietary Behavior

Currently trying to lose weight

Grades 9-12 Combined

2014

Females 60%

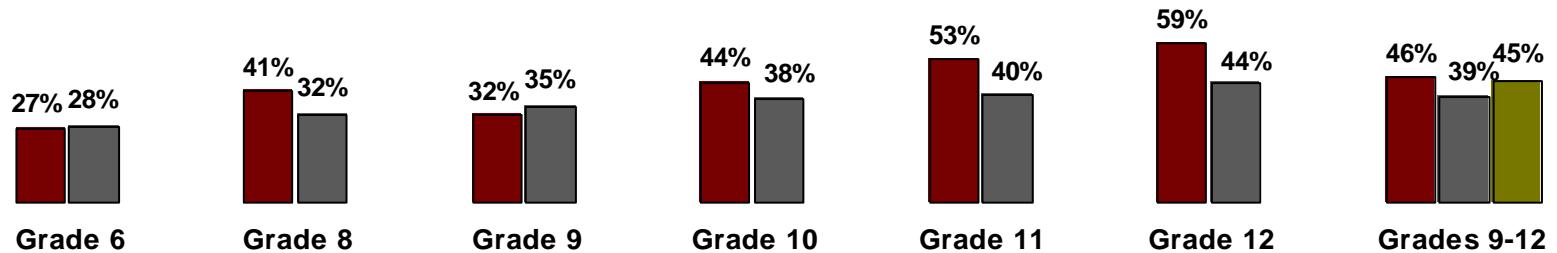
Males 29%

2014 Survey Data

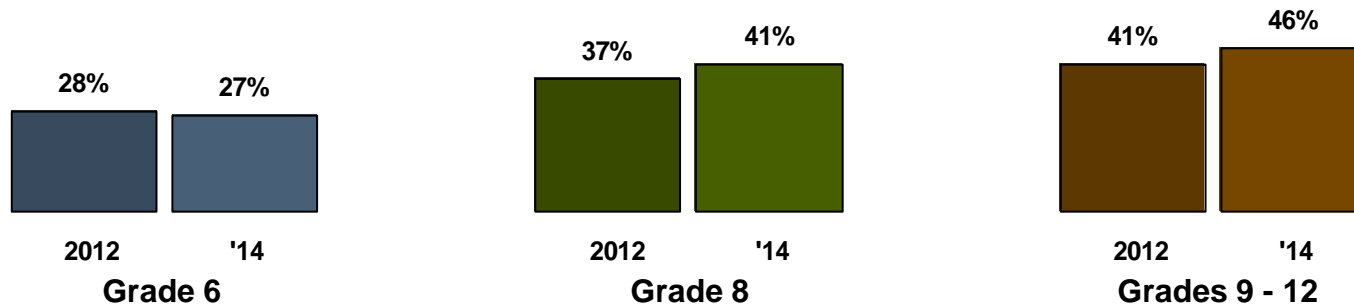
■ Harvard

■ Aggregate

■ 2013 MA YRBS



Comparisons Over Time



Harvard 2014 YRBS

Dietary Behavior

Went without eating for 24 hours or more (past month)

Grades 9-12 Combined

2014

Females 9%

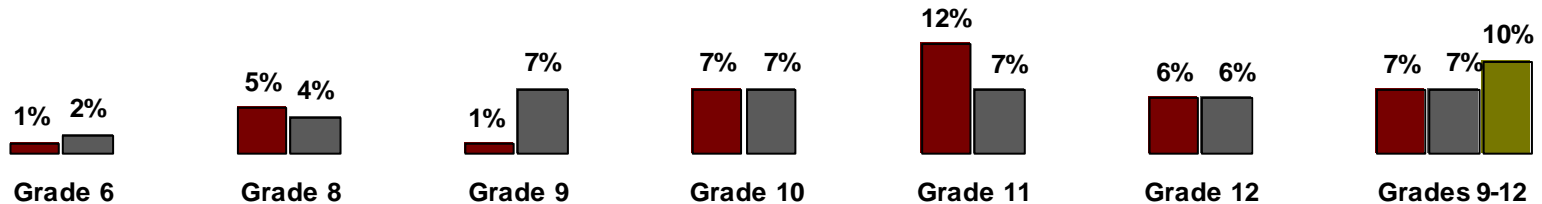
Males 5%

2014 Survey Data

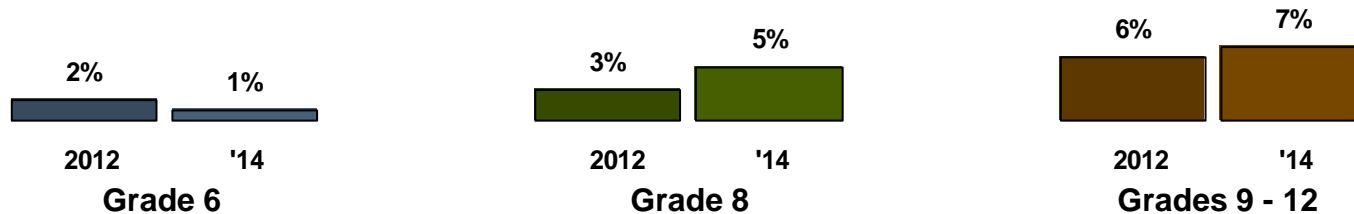
■ Harvard

■ Aggregate

■ 2014 MA YRBS



Comparisons Over Time



Harvard 2014 YRBS

Dietary Behavior

*Took diet pills/powders/liquids without doctor's advice
(past month)*

Grades 9-12 Combined

2014

Females 2%

Males 3%

2014 Survey Data

■ Harvard

■ Aggregate

■ 2013 MA YRBS

0% 0%

Grade 6

2% 2%



Grade 8

0% 2%



Grade 9

3% 3%



Grade 10

2% 3%



Grade 11

5% 5%



Grade 12

3% 3% 3%



Grades 9-12

Comparisons Over Time

0% 0%

2012 '14

Grade 6

2%



2%



2012

'14

Grade 8

3%



3%



2012

'14

Grades 9 - 12

Harvard 2014 YRBS

Dietary Behavior

Ate breakfast on fewer than 5 days during previous week

Grades 9-12 Combined

2014

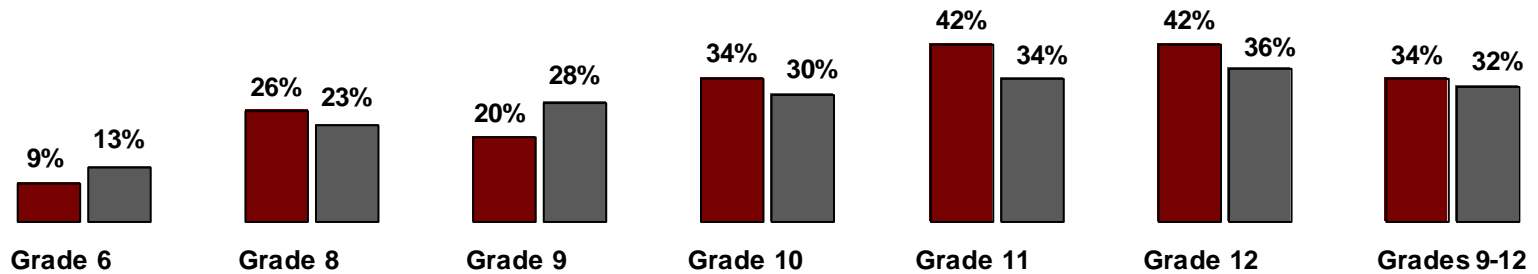
Females 35%

Males 34%

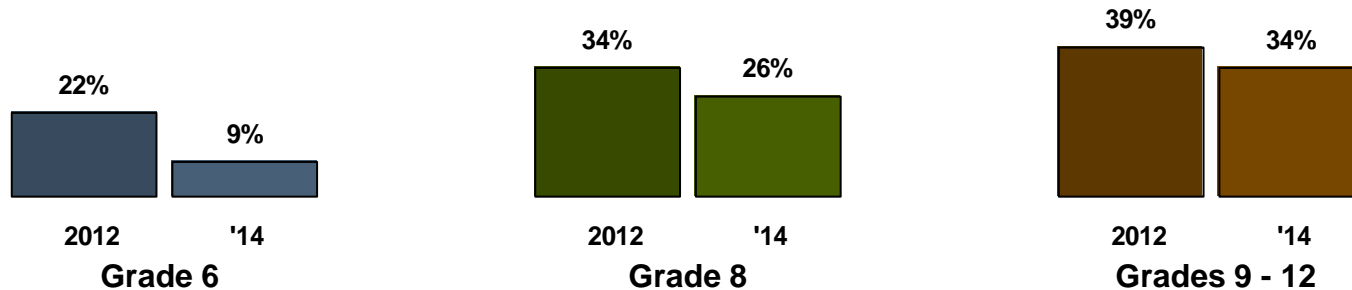
2014 Survey Data

■ Harvard

■ Aggregate



Comparisons Over Time



Harvard 2014 YRBS

Physical Activity

Vigorous physical activity, 3 or more days previous week

Grades 9-12 Combined

2014

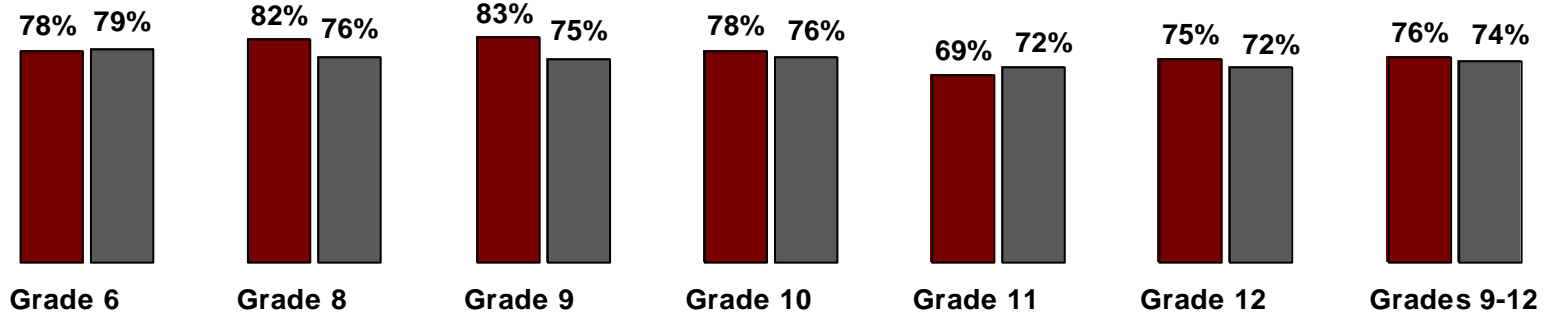
Females 77%

Males 76%

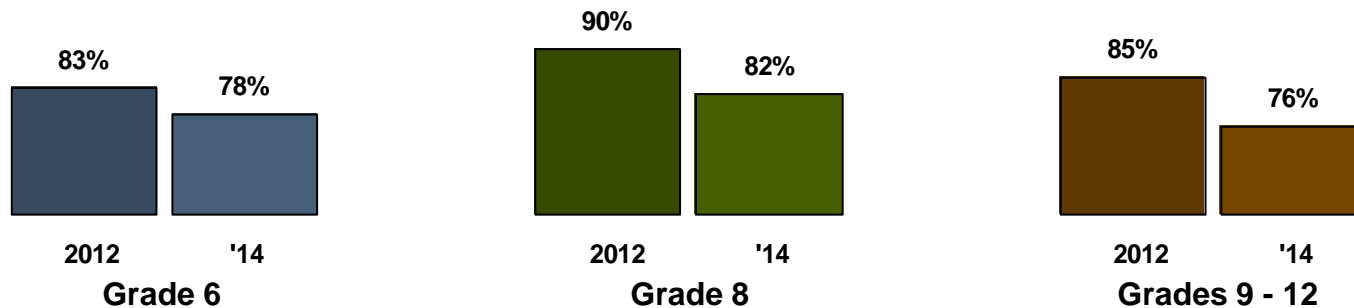
2014 Survey Data

■ Harvard

■ Aggregate



Comparisons Over Time



Harvard 2014 YRBS

Physical Activity

Sleep an average of 7 or fewer hours each night

Grades 9-12 Combined

2014

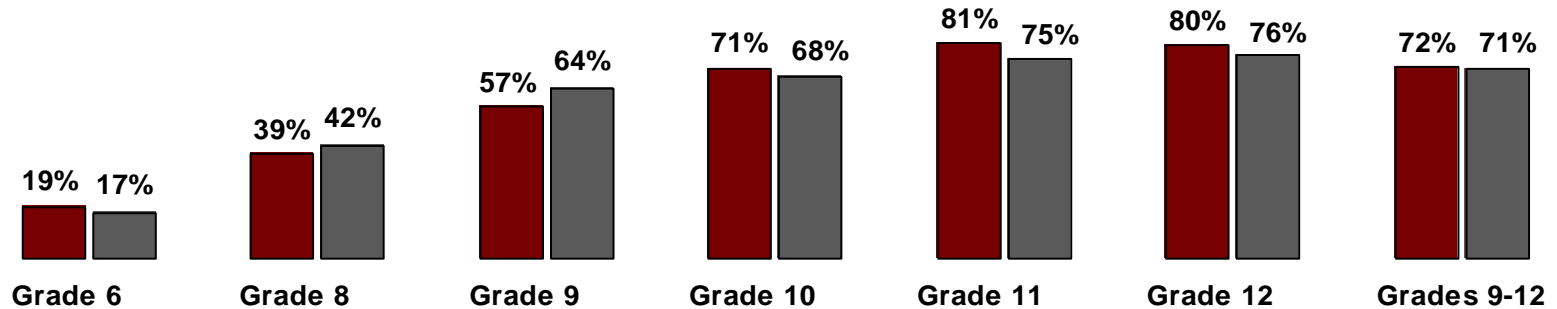
Females 75%

Males 68%

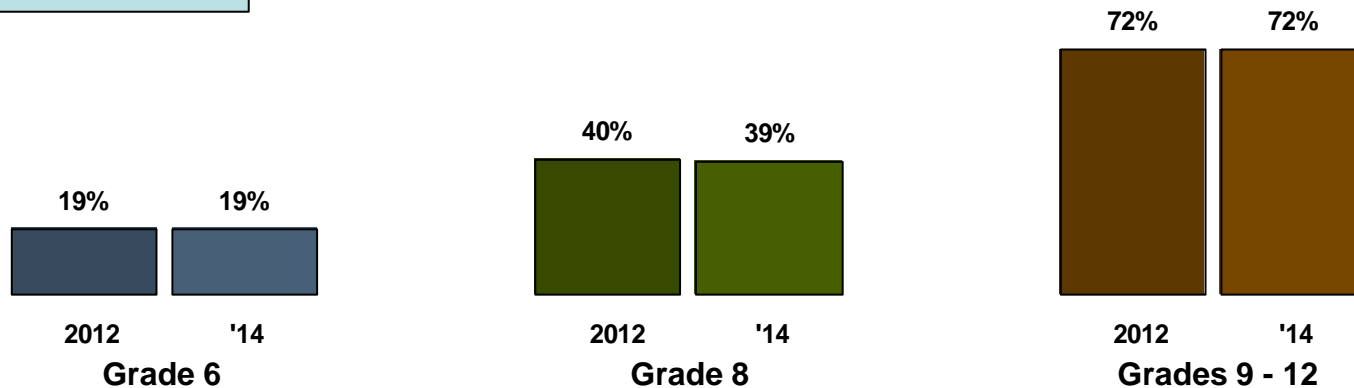
2014 Survey Data

■ Harvard

■ Aggregate



Comparisons Over Time



APPENDIX B

THE 2014 EMERSON YRBS

HARVARD PUBLIC SCHOOLS

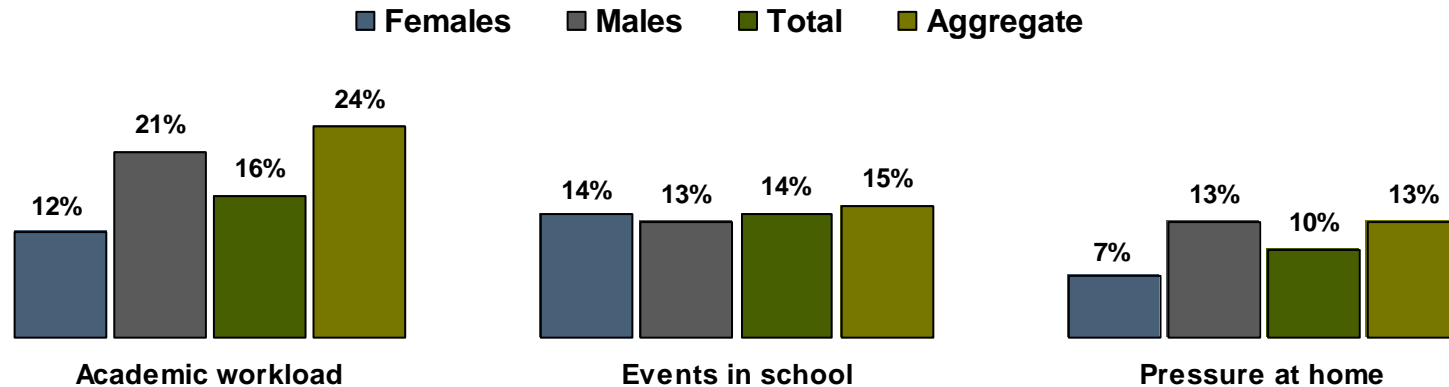
MISCELLANEOUS SELECTED COMPARISONS

Harvard 2014 YRBS

Grade 6

Stress

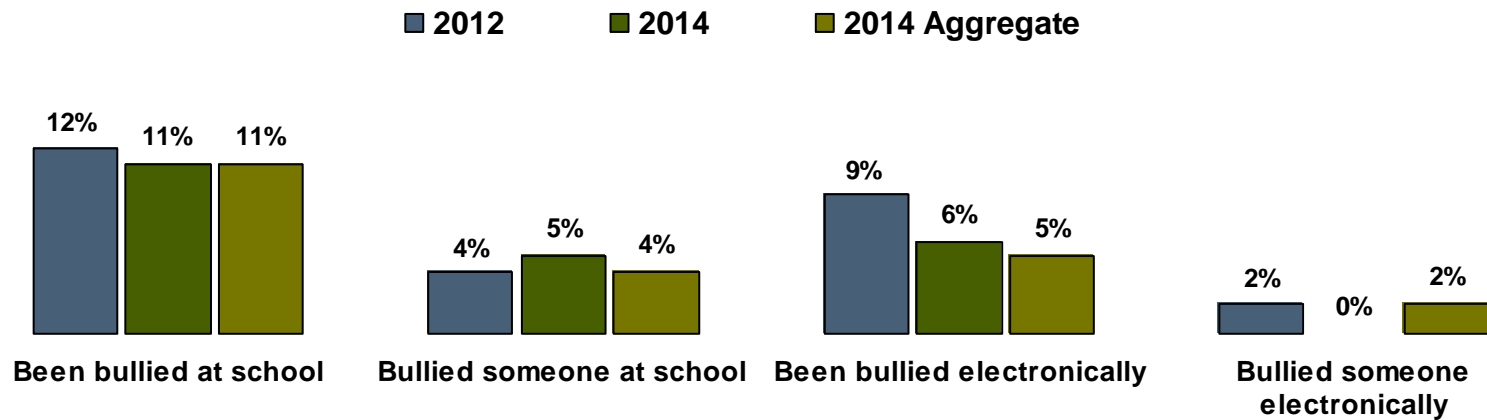
Somewhat or very high levels of stress (past 12 months) as a result of:



Harvard 2014 YRBS

Grade 6

Bullying*



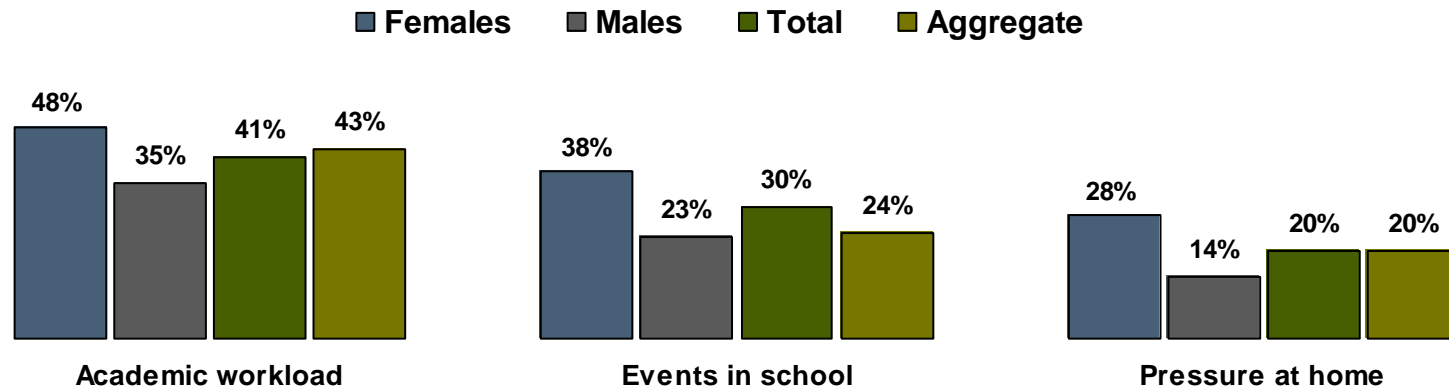
* Repeatedly threatened, humiliated, or experienced hostile behaviors from others (past 12 months)

Harvard 2014 YRBS

Grade 8

Stress

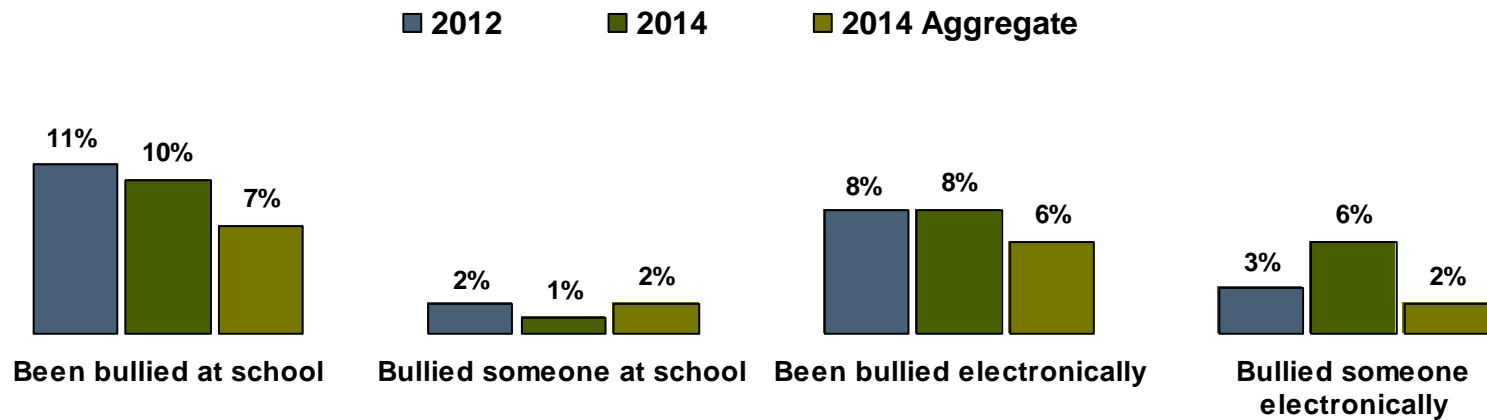
Somewhat or very high levels of stress (past 12 months) as a result of:



Harvard 2014 YRBS

Grade 8

Bullying*



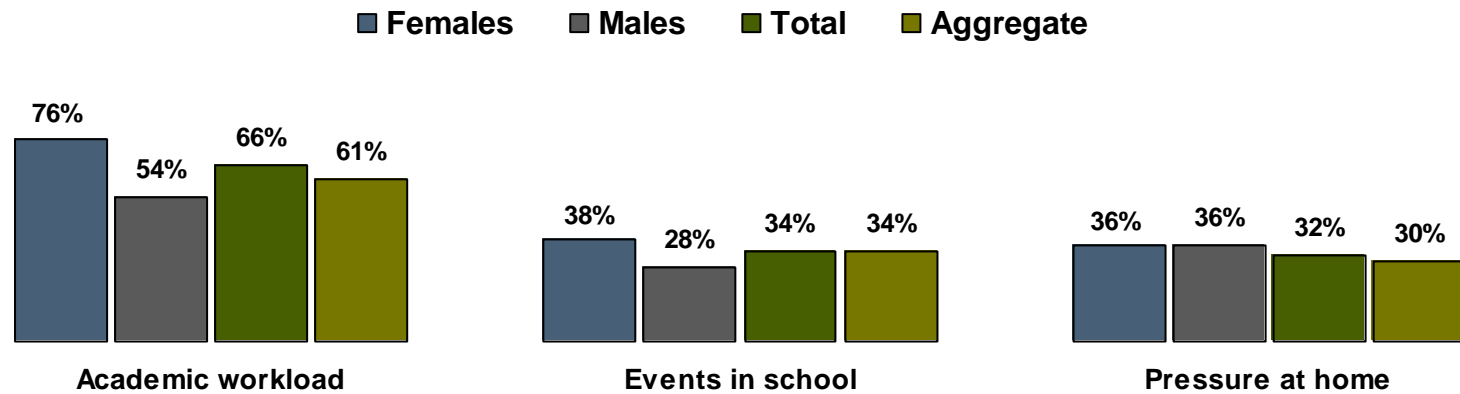
* Repeatedly threatened, humiliated, or experienced hostile behaviors from others (past 12 months)

Harvard 2014 YRBS

Grades 9 thru 12 (Combined)

Stress

Somewhat or very high levels of stress (past 12 months) as a result of:

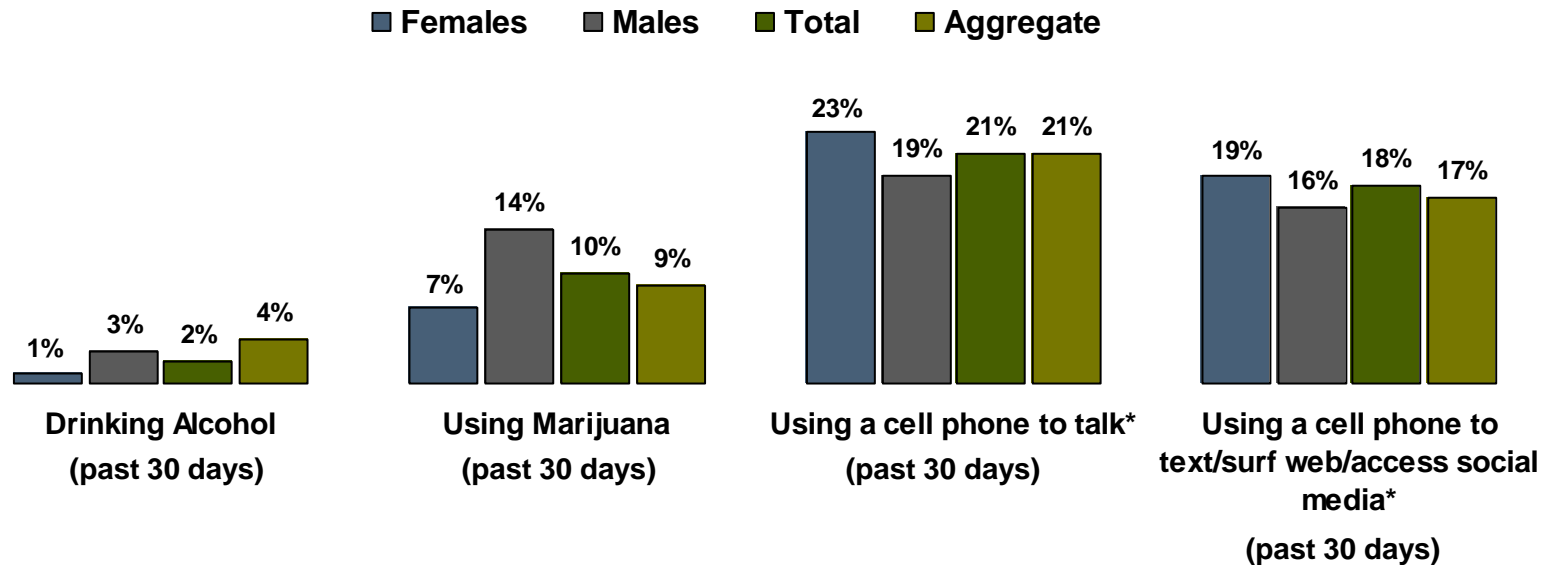


Harvard 2014 YRBS

Grades 9 thru 12 (Combined)

Safety

Drove a car/other vehicle when you had been:

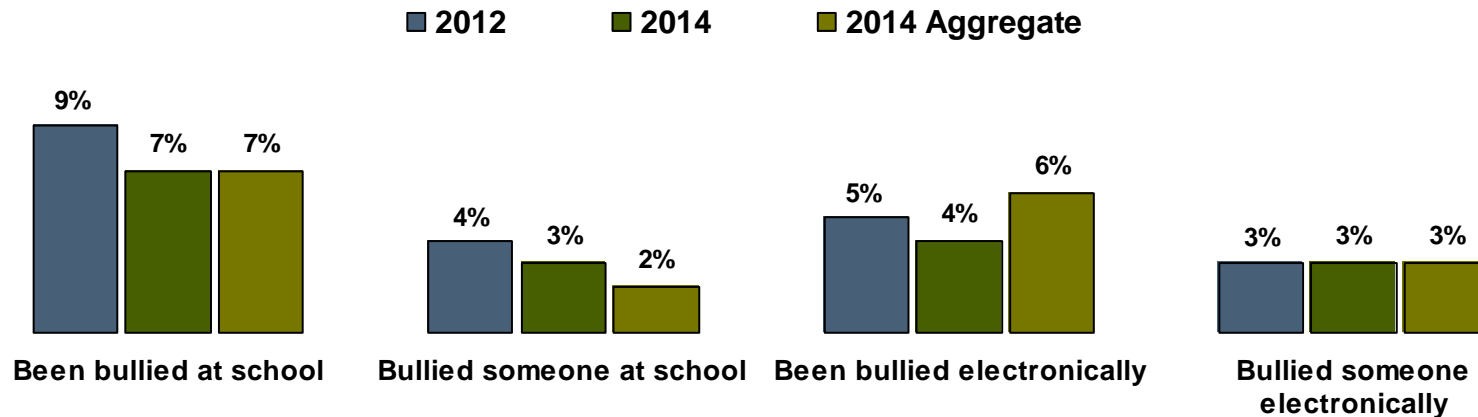


* Without a hands-free option

Harvard 2014 YRBS

Grades 9 thru 12 (Combined)

Bullying*



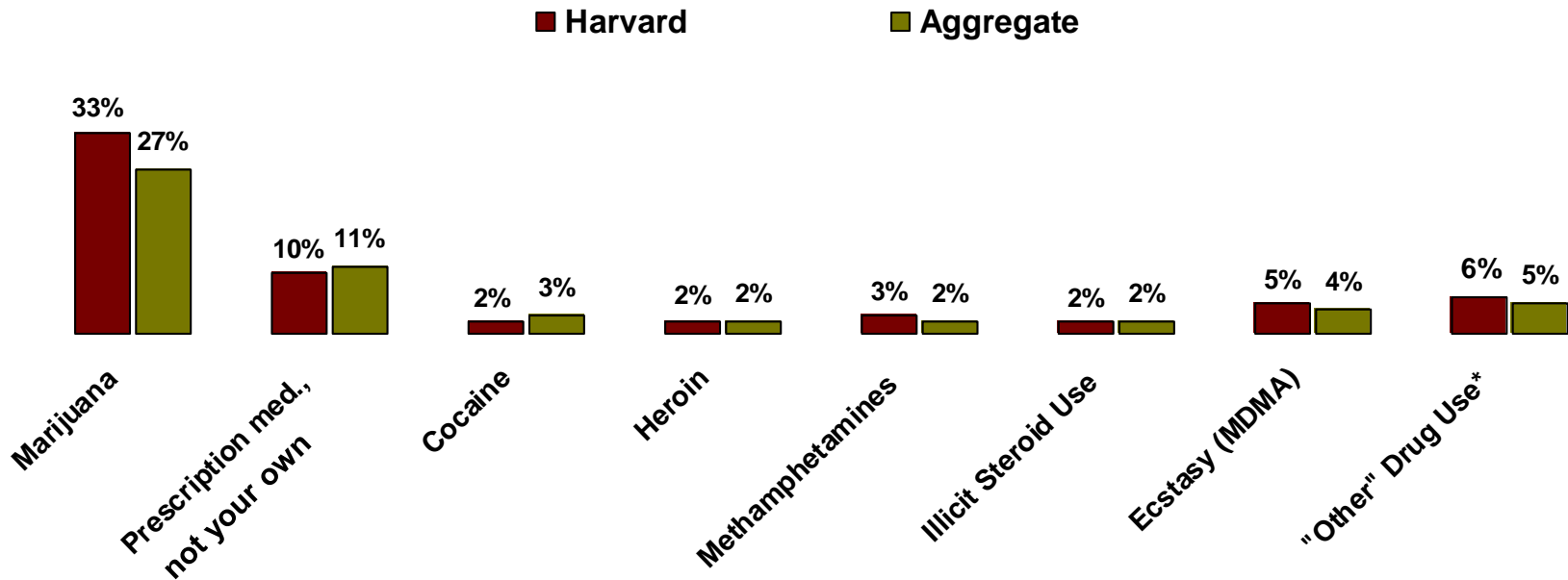
* Repeatedly threatened, humiliated, or experienced hostile behaviors from others (past 12 months)

Harvard 2014 YRBS

Grades 9 thru 12 (Combined)

Illegal Drug Use

Lifetime Use (at least once)



* Such as LSD (acid), PCP, mushrooms, Ketamine (Special K), Rohypnol (Roofies), or GHB

APPENDIX C

THE 2014 EMERSON YRBS

HARVARD PUBLIC SCHOOLS

SELECTED COMPARISONS

BEHAVIORAL/EXPERIENTIAL

CROSS-TABULATIONS

Harvard 2014 YRBS

Grade 6

Adult to talk to in school/
Repeatedly bullied in school*

11%

0%

9%

All respondents who
were repeatedly bullied
in school.

Among those who say
they have no adult to
talk to, those who were
repeatedly bullied.

Among those who say
they do have an adult
to talk to, those who
were repeatedly bullied.

Adult to talk to in school/
Seriously considered suicide*

3%

0%

3%

All respondents who
seriously considered
suicide.

Among those who say
they have no adult to
talk to, those who
seriously considered
suicide.

Among those who say
they do have an adult
to talk to, those who
seriously considered
suicide.

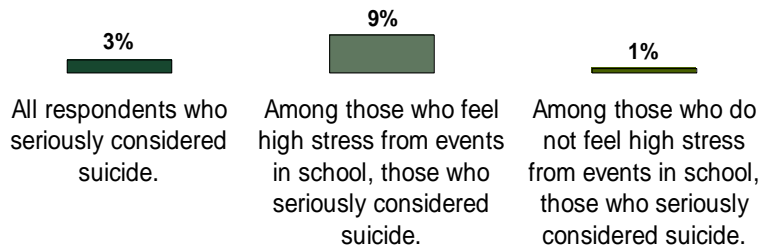
* past 12 months

* past 12 months

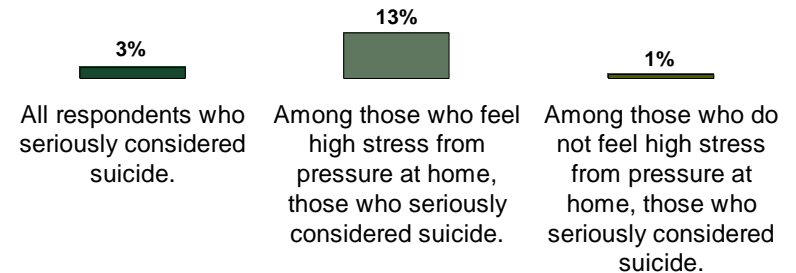
Harvard 2014 YRBS

Grade 6

Feel stress from events in school*+/
Seriously considered suicide+



Feel stress from pressure at home*+/
Seriously considered suicide+

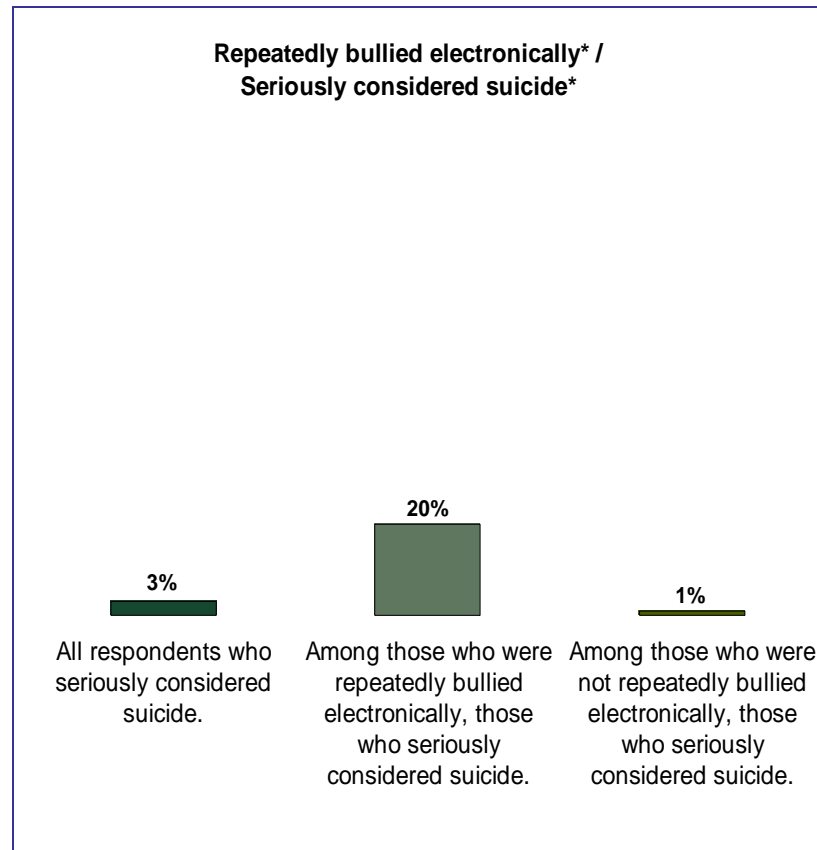


* Somewhat or very high levels + past 12 months

* Somewhat or very high levels + past 12 months

Harvard 2014 YRBS

Grade 6

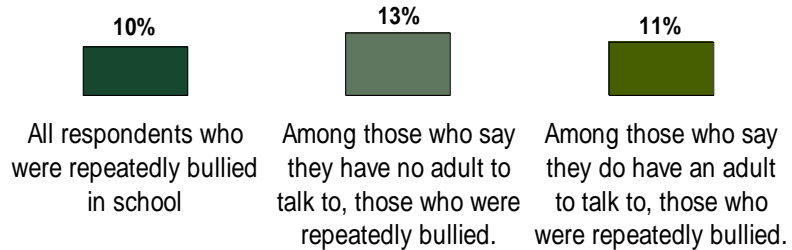


* past 12 months

Harvard 2014 YRBS

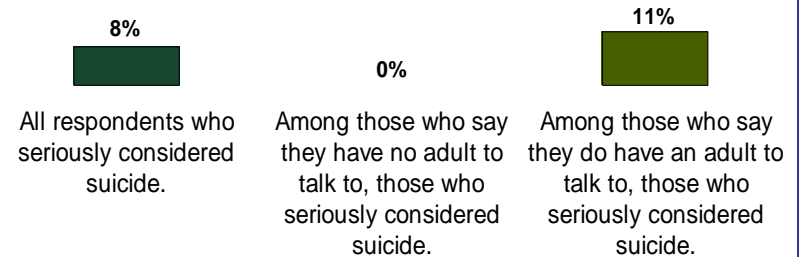
Grade 8

Adult to talk to in school /
Repeatedly bullied in school*



* past 12 months

Adult to talk to in school /
Seriously considered suicide*

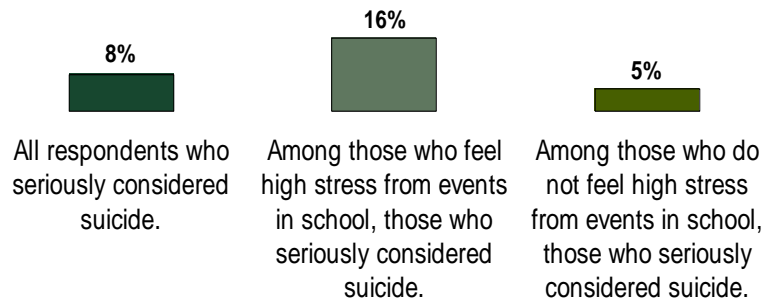


* past 12 months

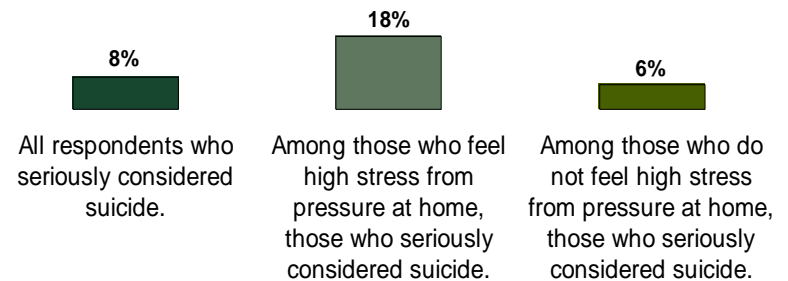
Harvard 2014 YRBS

Grade 8

Feel stress from events in school*+/
Seriously considered suicide+



Feel stress from pressure at home*+ /
Seriously considered suicide+



* somewhat or very high levels

+ past 12 months

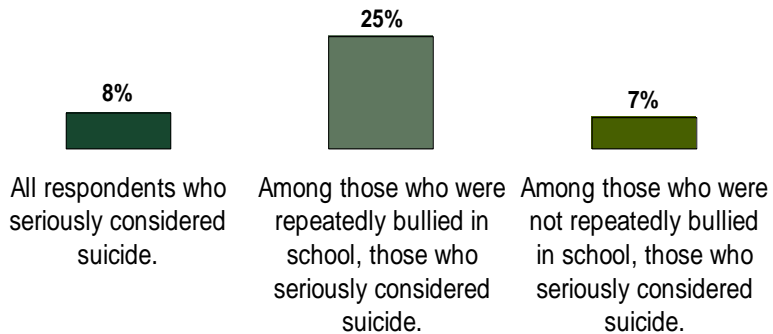
* somewhat or very high levels

+ past 12 months

Harvard 2014 YRBS

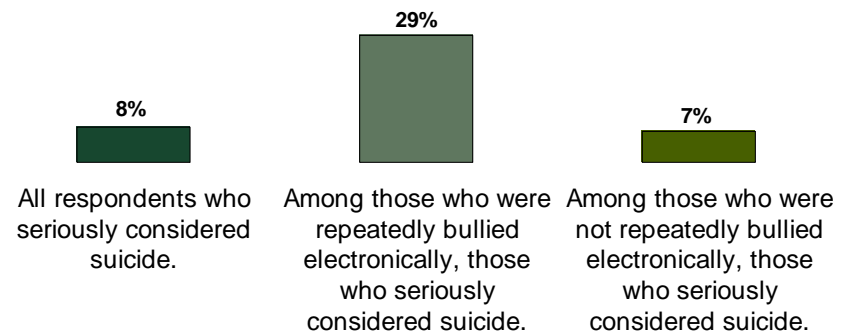
Grade 8

Repeatedly bullied in school*/ Seriously considered suicide*



* past 12 months

Repeatedly bullied electronically*/ Seriously considered suicide*



* past 12 months

Harvard 2014 YRBS

Grade 8

Recent cigarette use*/
Recent alcohol use*

6%

0%

6%

All respondents who
drank alcohol recently.

Among those who
smoked cigarettes
recently, those who
drank alcohol recently.

Among those who did
not smoke cigarettes
recently, those who
drank alcohol recently.

Repeatedly bullied in school*/
Recent alcohol use+

6%

0%

7%

All respondents who
drank alcohol recently.

Among those who
were repeatedly bullied
in school, those who
drank alcohol recently.

Among those who
were not repeatedly
bullied, those who
drank alcohol recently.

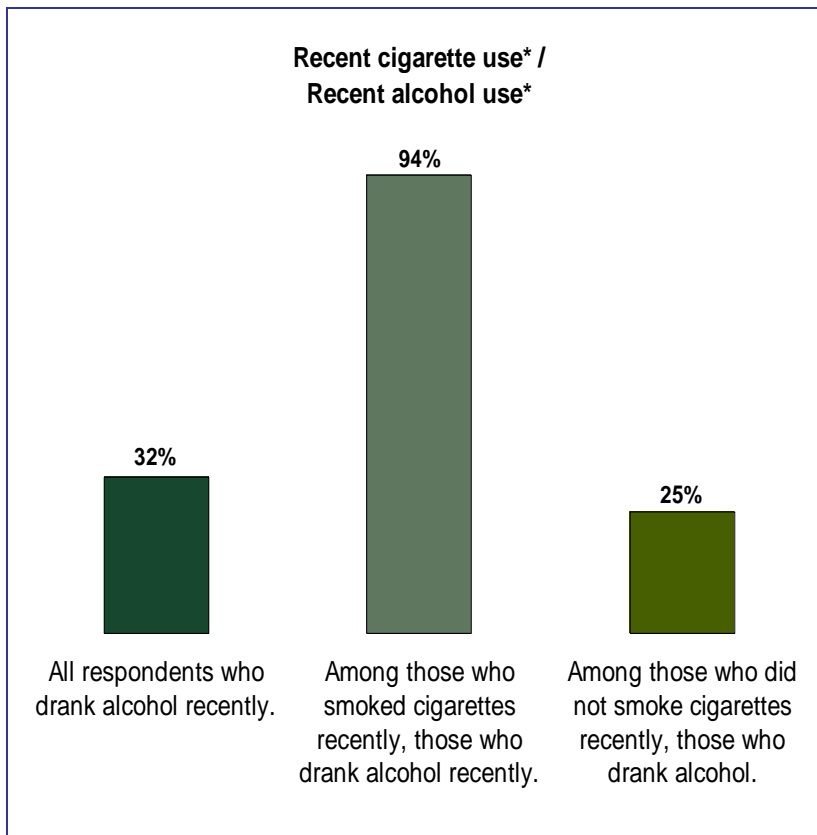
* past month

* past 12 months

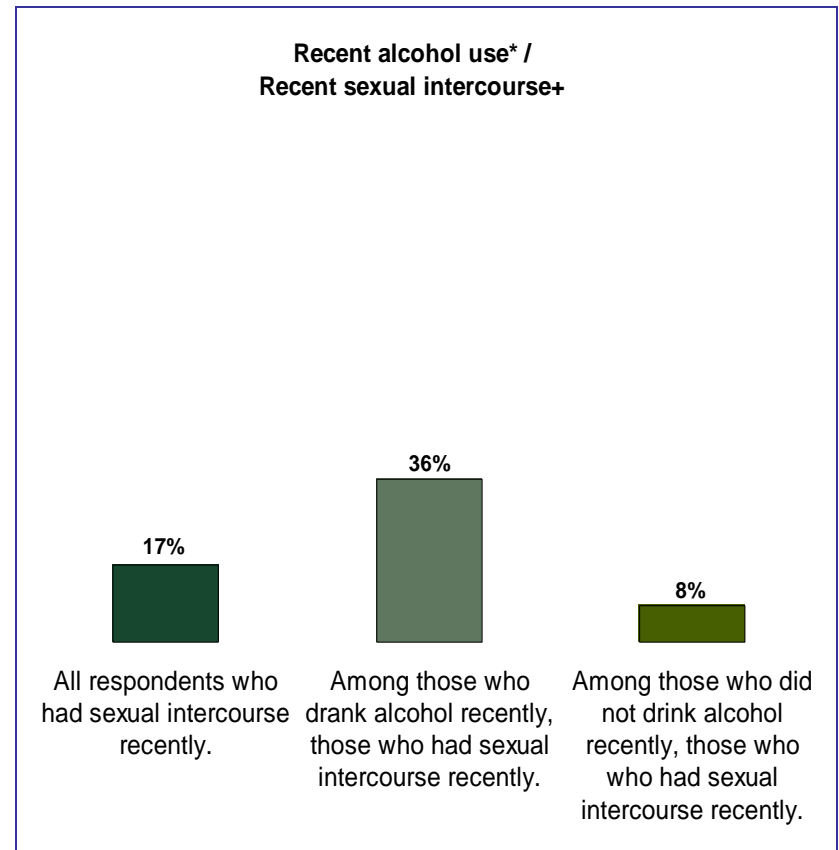
+ past month

Harvard 2014 YRBS

Grades 9 thru 12 (Combined)



* past month



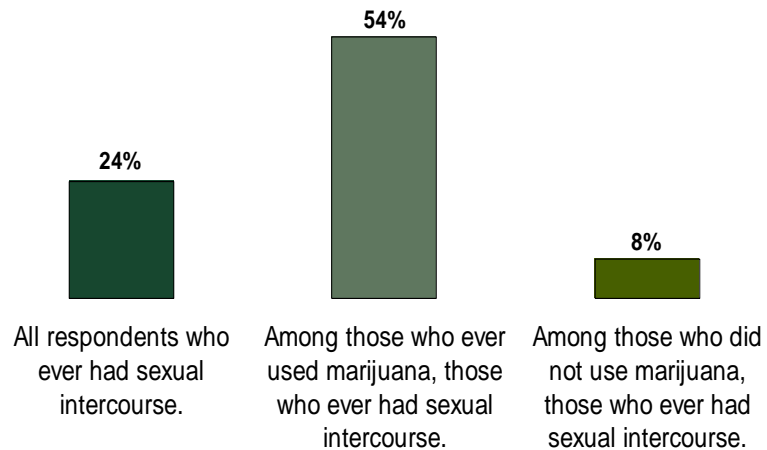
* past month

+ past 3 months

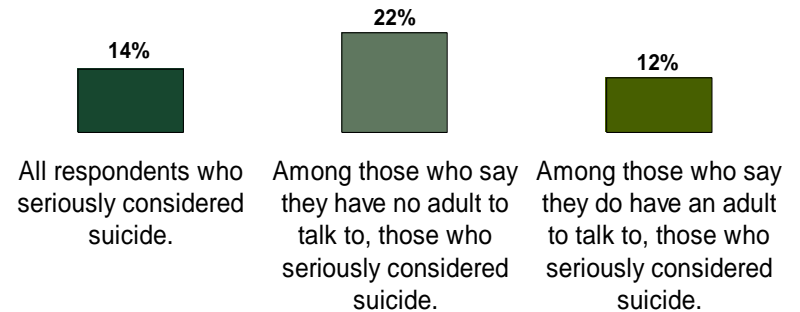
Harvard 2014 YRBS

Grades 9 thru 12 (Combined)

Ever used marijuana/
Ever had sexual intercourse



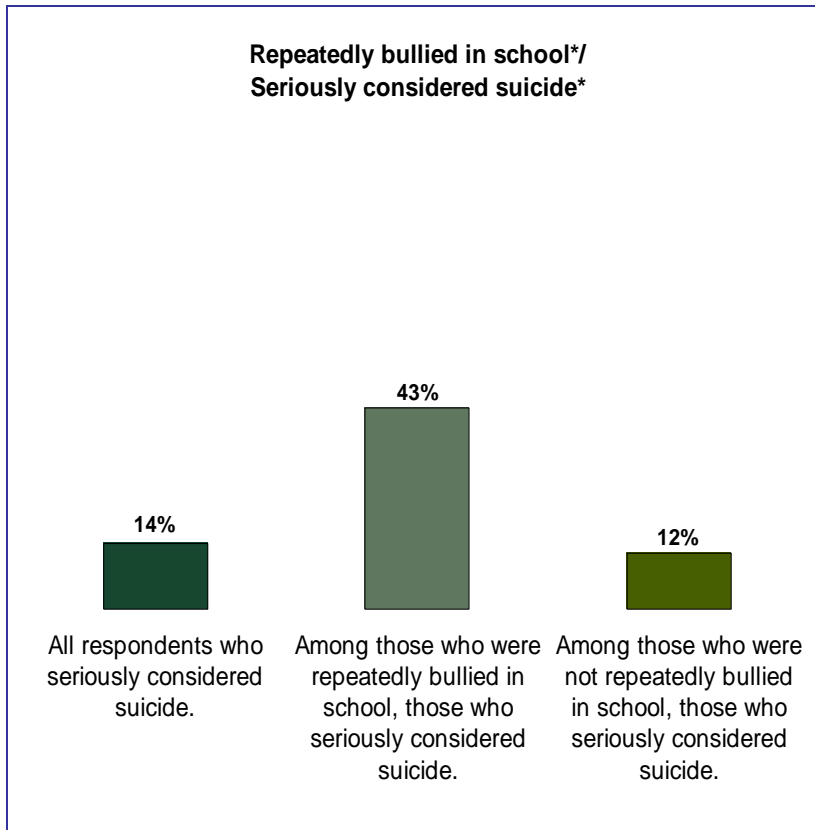
An adult to talk to in school/
Seriously considered suicide*



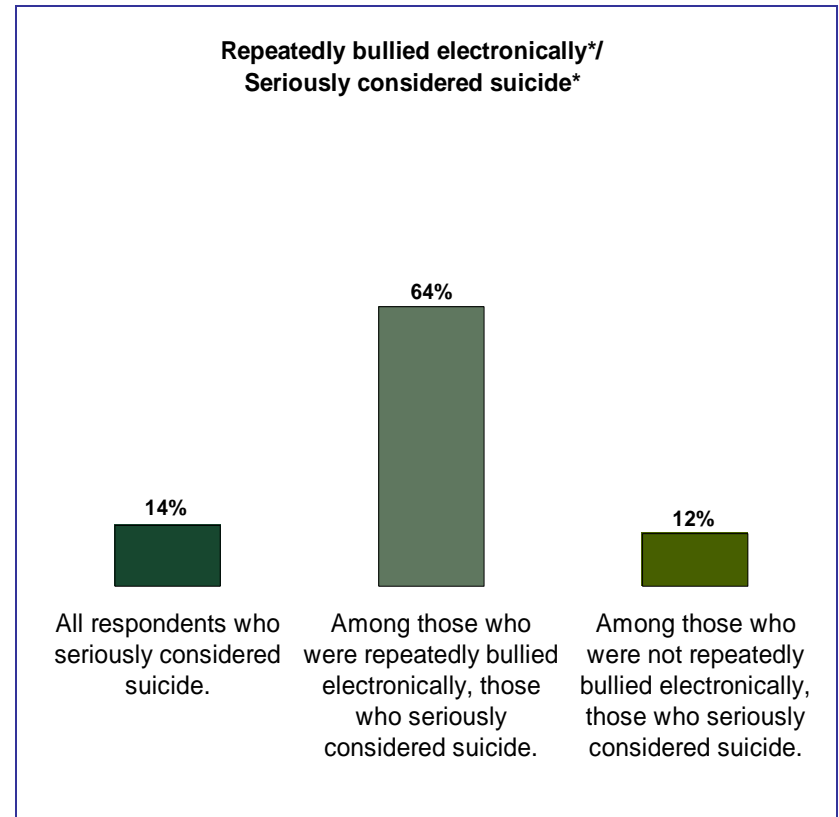
* past 12 months

Harvard 2014 YRBS

Grades 9 thru 12 (Combined)



* past 12 months

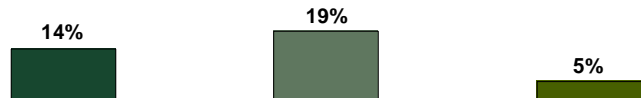


* past 12 months

Harvard 2014 YRBS

Grades 9 thru 12 (Combined)

Feel stress from academic workload*+/
Seriously considered suicide+

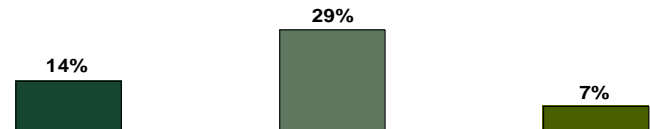


All respondents who seriously considered suicide.

Among those who feel high stress from academic workload, those who seriously considered suicide.

Among those who do not feel high stress from academic workload, those who seriously considered suicide.

Feel stress from events in school*+ /
Seriously considered suicide+



All respondents who seriously considered suicide.

Among those who feel high stress from events in school, those who seriously considered suicide.

Among those who do not feel high stress from events in school, those who seriously considered suicide.

* somewhat or very high levels

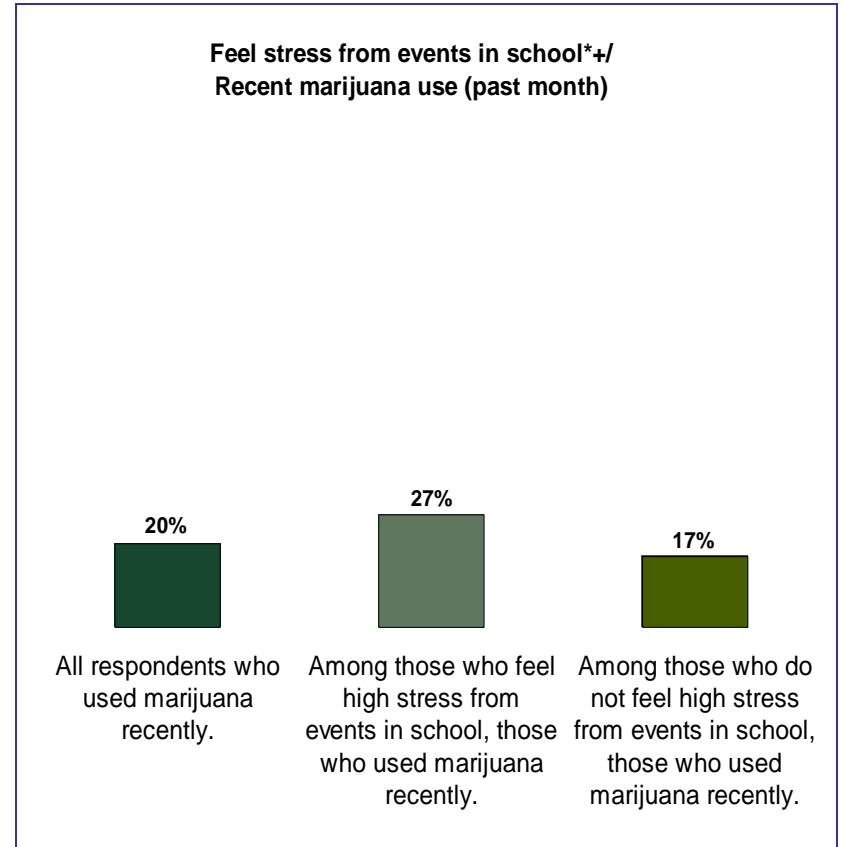
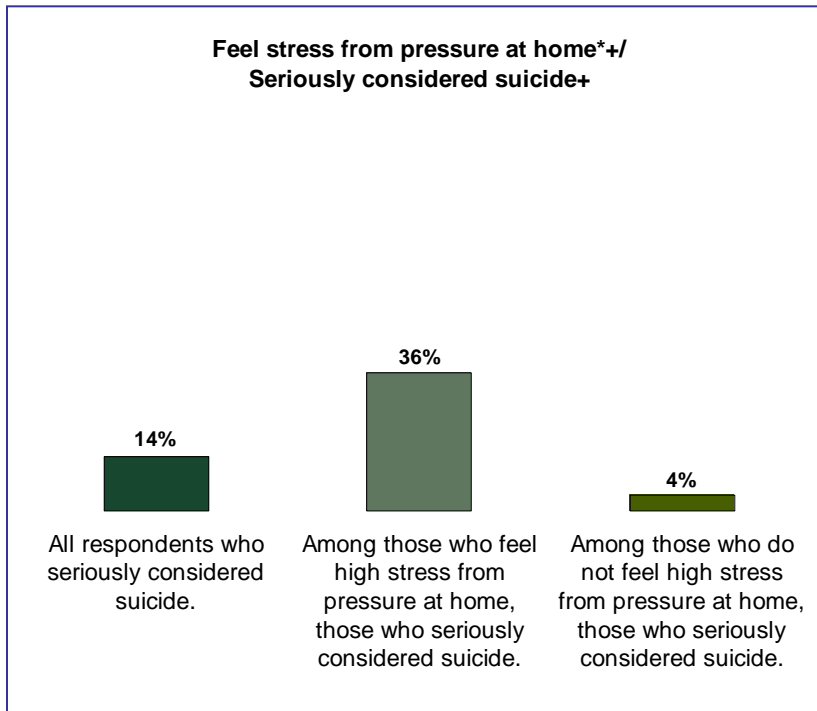
+ past 12 months

* somewhat or very high levels

+ past 12 months

Harvard 2014 YRBS

Grades 9 thru 12 (Combined)



* somewhat or very high levels

+ past 12 months

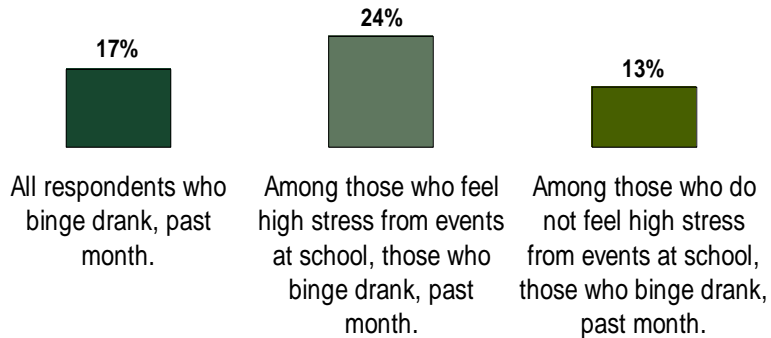
* somewhat or very high levels

+ past 12 months

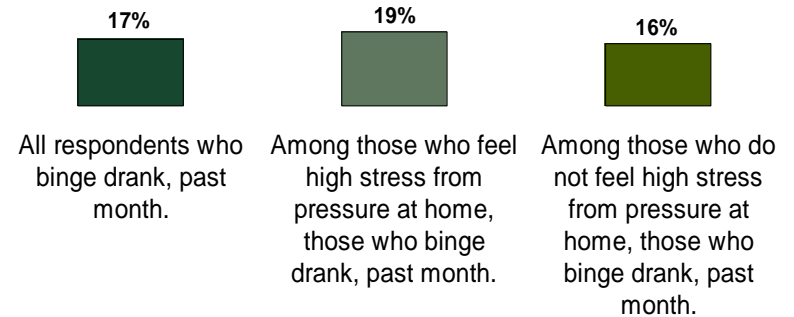
Harvard 2014 YRBS

Grades 9 thru 12 (Combined)

Feel stress from events in school*+/
Binge drinking, past month



Feel stress from pressure at home*+/
Binge drinking, past month



* somewhat or very high levels

+ past 12 months

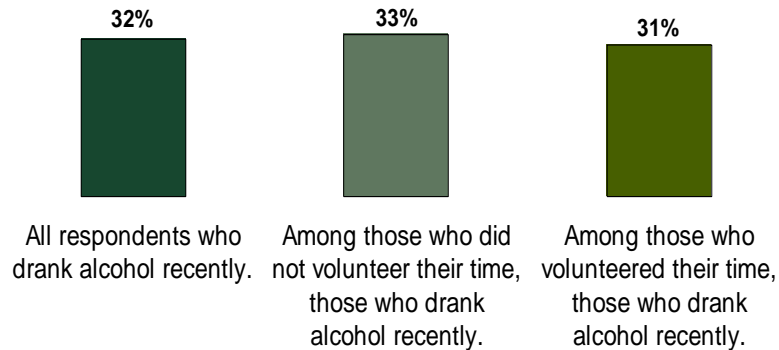
* somewhat or very high levels

+ past 12 months

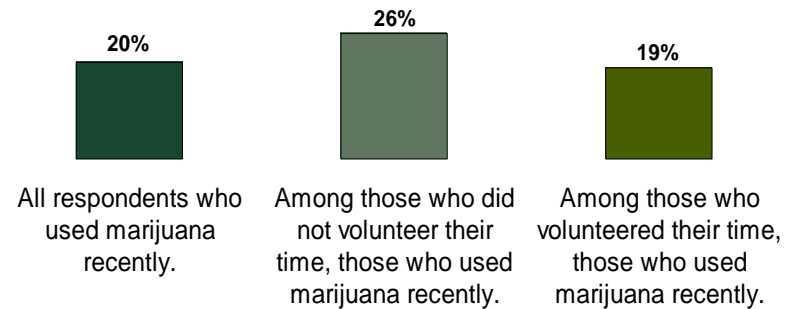
Harvard 2014 YRBS

Grades 9 thru 12 (Combined)

Volunteered your time+ /
Recent alcohol use*



Volunteered your time+ /
Recent marijuana use*

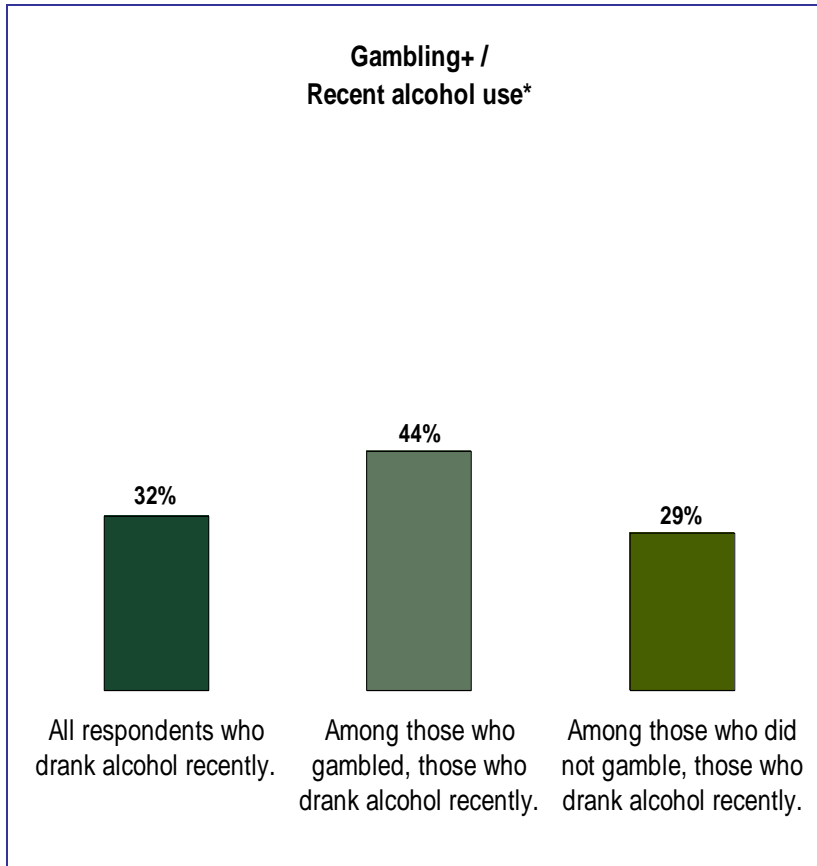


* past month + past 12 months

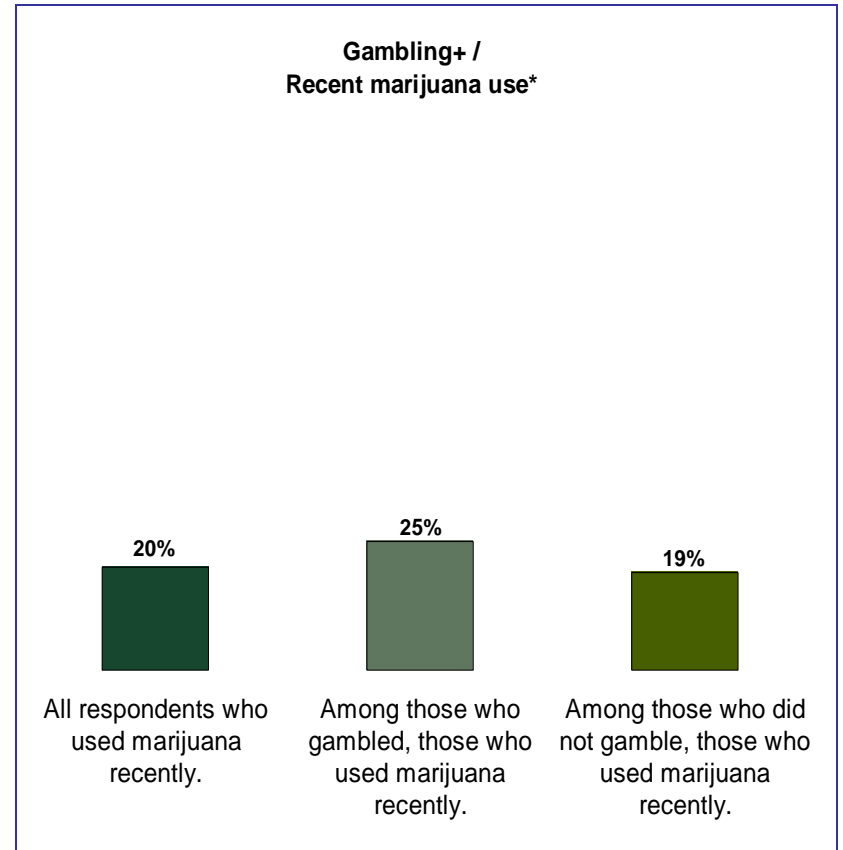
* past month + past 12 months

Harvard 2014 YRBS

Grades 9 thru 12 (Combined)



* past month + past 12 months



* past month + past 12 months